

# Jimmy Styks™

Jimmy Styks  
**Lit Billy**

Jimmy Styks  
**Big Bro**

Jimmy Styks  
**SLASH**  
SERIES

Jimmy Styks  
**Misstyle**

Jimmy Styks  
**WOODPECKER**  
— WOODSHOP SERIES —

Jimmy Styks  
**WOODCHUCK**  
— WOODSHOP SERIES —

Jimmy Styks  
**BLACK IRON**

Jimmy Styks  
**SUP & SUP**  
— OARVE RIDER —

Jimmy Styks  
**SURGE**

Jimmy Styks  
**SCOUT**

Jimmy Styks  
**STRIDER**  
— HYBRID SERIES —

Jimmy Styks  
**LEAF**

Jimmy Styks  
**GRIZZLY**

Jimmy Styks  
**jimmy jr**

Jimmy Styks  
**blue heron**

Jimmy Styks  
**ORCA**

OWNER'S GUIDE



# IMPORTANT

## READ THIS IMPORTANT INFORMATION BEFORE USING YOUR STAND-UP PADDLEBOARD

DISREGARDING ANY OF THE SAFETY PRECAUTIONS AND INSTRUCTIONS CONTAINED IN THE OWNER'S MANUAL AND/OR ON THE PRODUCT MAY RESULT IN INJURY, INCLUDING THE POSSIBILITY OF DEATH.

- REVIEW THE WEIGHT CAPACITY LIMITATIONS OF THIS BOARD AND NEVER EXCEED IT. WWW.JIMMYSTYKS.COM
- ALWAYS WEAR A COAST GUARD APPROVED PERSONAL FLOTATION DEVICE (PFD).
- NEVER GO PADDLEBOARDING IN SEVERE WEATHER OR WATER CONDITIONS THAT MIGHT AFFECT YOUR ABILITY TO STEER THE BOARD OR RETURN TO SHORE.
- NEVER ALLOW MINORS TO USE THIS BOARD WITHOUT ADULT SUPERVISION.
- NEVER CONSUME ALCOHOL OR ANY OTHER SUBSTANCES THAT MAY IMPAIR YOUR COORDINATION, JUDGEMENT, OR ABILITY TO SAFELY PADDLE THE BOARD.
- NEVER USE THIS BOARD BEYOND YOUR SKILLS OR ABILITY.
- NEVER USE THIS PRODUCT AFTER SUNSET, BEFORE DAWN OR AT ANY TIME IN POOR LIGHTING.
- CHECK LOCAL LAWS AND REGULATIONS REGARDING PROPER AND SAFE USE OF THIS PRODUCT.
- NEVER LEAVE BOARD EXPOSED TO DIRECT SUNLIGHT WHEN OUT OF THE WATER.
- DO NOT STORE PADDLE BOARD IN A WET BOARD BAG FOR EXTENDED PERIODS OF TIME.
- DO NOT LEAVE BOARD IN BAG UNDER DIRECT SUNLIGHT.
- TIGHTEN VENT CAP BEFORE TAKING BOARD INTO THE WATER.
- REGULARLY INSPECT VENT CAP O-RING FOR CRACKS, TEARS AND/OR DAMAGE BEFORE USE.
- FOR BEST VENTING, REPLACE YOUR CAP AND CAP SEAL ANNUALLY.
- REGISTER YOUR JIMMY STYKS™ PADDLEBOARD ONLINE TO ACTIVATE PRODUCT WARRANTY.

## TABLE OF CONTENTS

### SECTION 1:

IDENTIFYING SUP PARTS AND ACCESSORIES ..... PAGES 4 - 24  
 WEIGHT CAPACITIES BY MODEL ..... PAGE 25

### SECTION 2:

PADDLEBOARD CARE AND MAINTENANCE ..... PAGES 26-27

### SECTION 3:

JIMMY STYKS™ VENT HANDLE USE ..... PAGES 28 - 31

### SECTION 4:

LEASH INSTALLATION ..... PAGES 32 - 33

### SECTION 5:

STABILIZER FIN INSTALLATION ..... PAGES 34 - 35  
 RAIL FIN INSTALLATION ..... PAGES 36-37

### SECTION 6:

JS PADDLES ..... PAGE 38  
 PADDLE SIZING ..... PAGE 39  
 ADJUSTABLE PADDLES ..... PAGE 40  
 PROPER PADDLING TECHNIQUES ..... PAGE 41

### SECTION 7:

TRANSPORTATION TIPS ..... PAGES 42-43  
 SAFETY GUIDELINES ..... PAGE 44  
 LIMITED WARRANTY INFORMATION ..... PAGE 45

FOR WARRANTY INFORMATION, PARTS/ACCESSORIES, CALL  
 1-800-370-0745 OR CONTACT US THROUGH OUR WEB SITE,  
 WWW.JIMMYSTYKS.COM



QUESTIONS/COMMENTS:  
 1-800-370-0745

IDENTIFYING STAND-UP PADDLEBOARD PARTS AND ACCESSORIES

SECTION 1

**Jimmy Styks**  
**Lil' Billy**  
COASTAL CRUISER  
10'6" x 29" x 4<sup>3</sup>/<sub>8</sub>"

A. STAND-UP PADDLEBOARD  
B. DECK TRACTION PAD  
C. VENT HANDLE W/CAP  
D. LEASH PLUG  
E. FIN BOX/PLUGS  
F. SPARE VENT CAP  
G. FIN SCREW AND PLATE  
H. STABILIZER FIN KEY  
I. STABILIZER FIN  
J. RAIL FIN KEY & SCREWS  
K. RAIL FINS  
L. LEASH  
M. ADJUSTABLE PADDLE

INCLUDES BOARD BAG (NOT SHOWN).  
PACKAGED ITEMS MAY VARY BY RETAILER

**Jimmy Styks**  
**Big Boy**  
COASTAL CRUISER  
11'6" x 30" x 4<sup>3</sup>/<sub>8</sub>"

A. STAND-UP PADDLEBOARD  
B. DECK TRACTION PAD  
C. VENT HANDLE W/CAP  
D. LEASH PLUG  
E. FIN BOX/PLUGS  
F. SPARE VENT CAP  
G. FIN SCREW AND PLATE  
H. STABILIZER FIN KEY  
I. STABILIZER FIN  
J. RAIL FIN KEY & SCREWS  
K. RAIL FINS  
L. LEASH  
M. ADJUSTABLE PADDLE

INCLUDES BOARD BAG (NOT SHOWN).  
PACKAGED ITEMS MAY VARY BY RETAILER

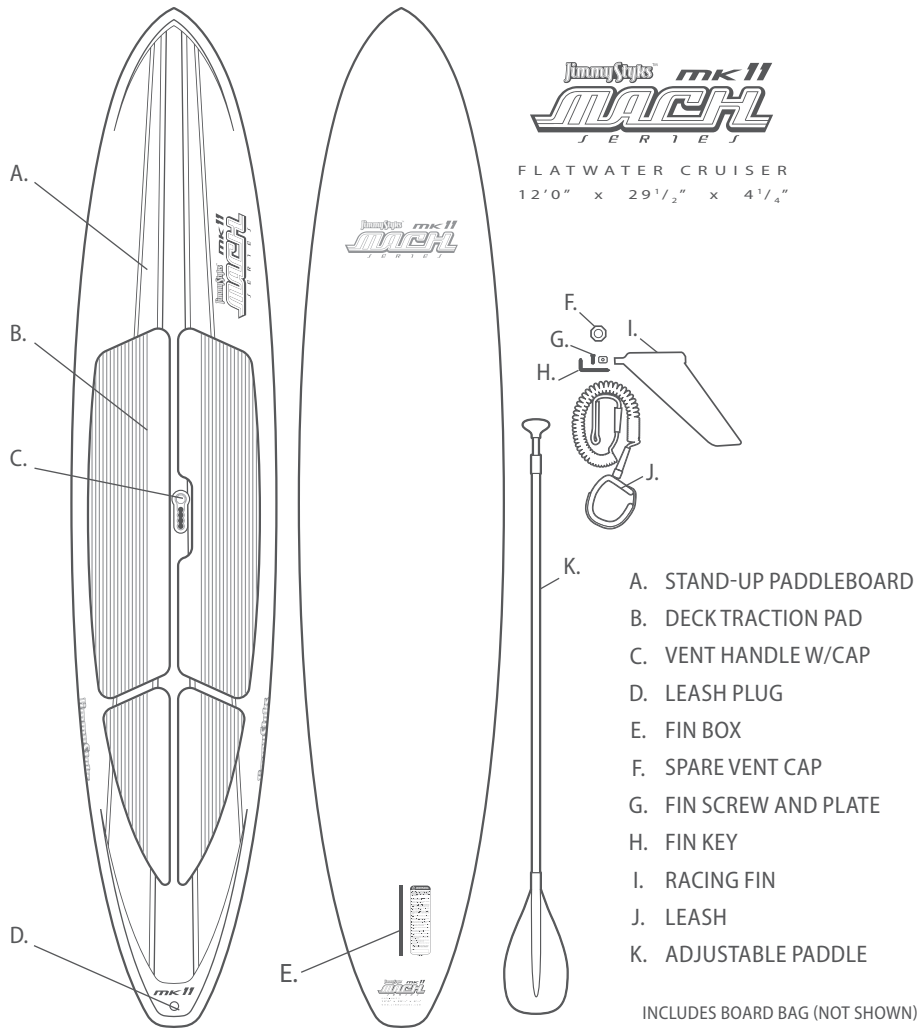
FOR WARRANTY INFORMATION, PARTS/ACCESSORIES, CALL  
1-800-370-0745 OR CONTACT US THROUGH OUR WEB SITE,  
WWW.JIMMYSTYKS.COM

**JimmyStyks.com**

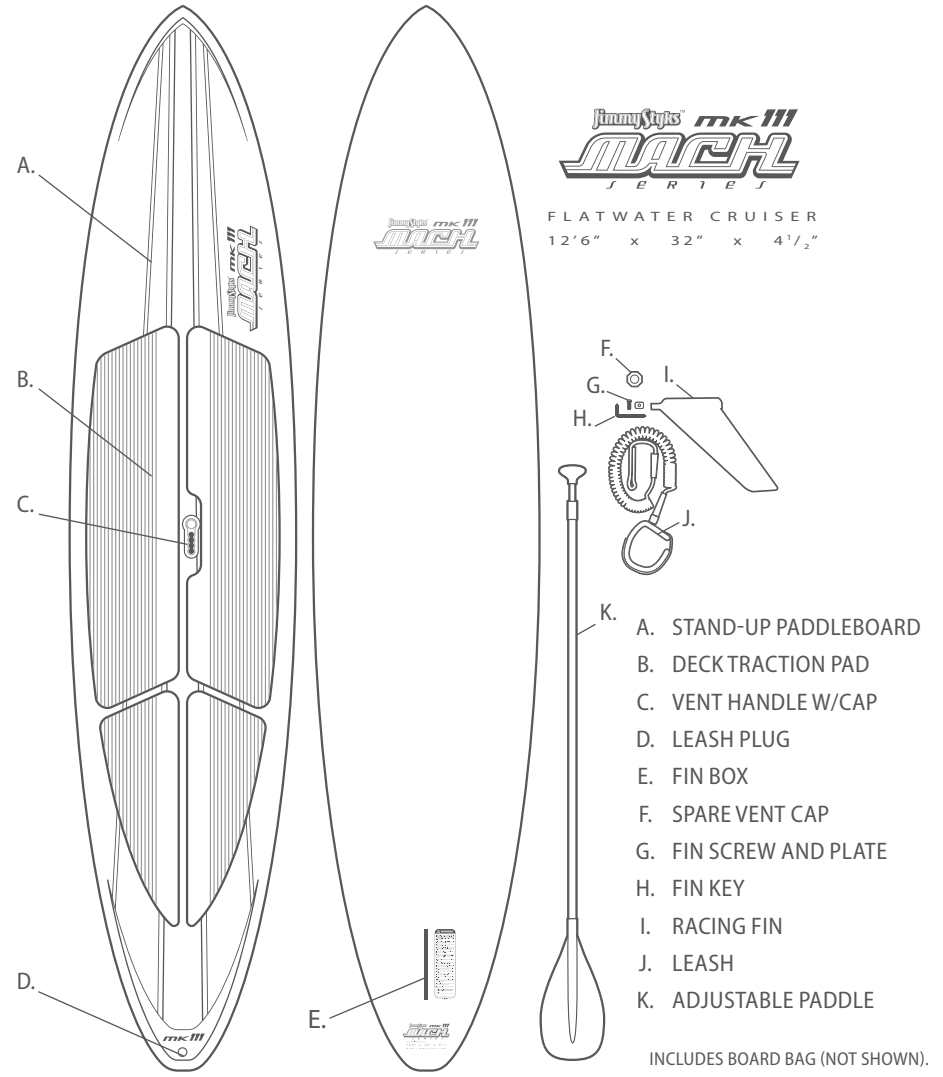
QUESTIONS/COMMENTS:  
**1-800-370-0745**

# IDENTIFYING STAND-UP PADDLEBOARD PARTS AND ACCESSORIES

## SECTION 1



INCLUDES BOARD BAG (NOT SHOWN).  
PACKAGED ITEMS MAY VARY BY RETAILER



INCLUDES BOARD BAG (NOT SHOWN).  
PACKAGED ITEMS MAY VARY BY RETAILER

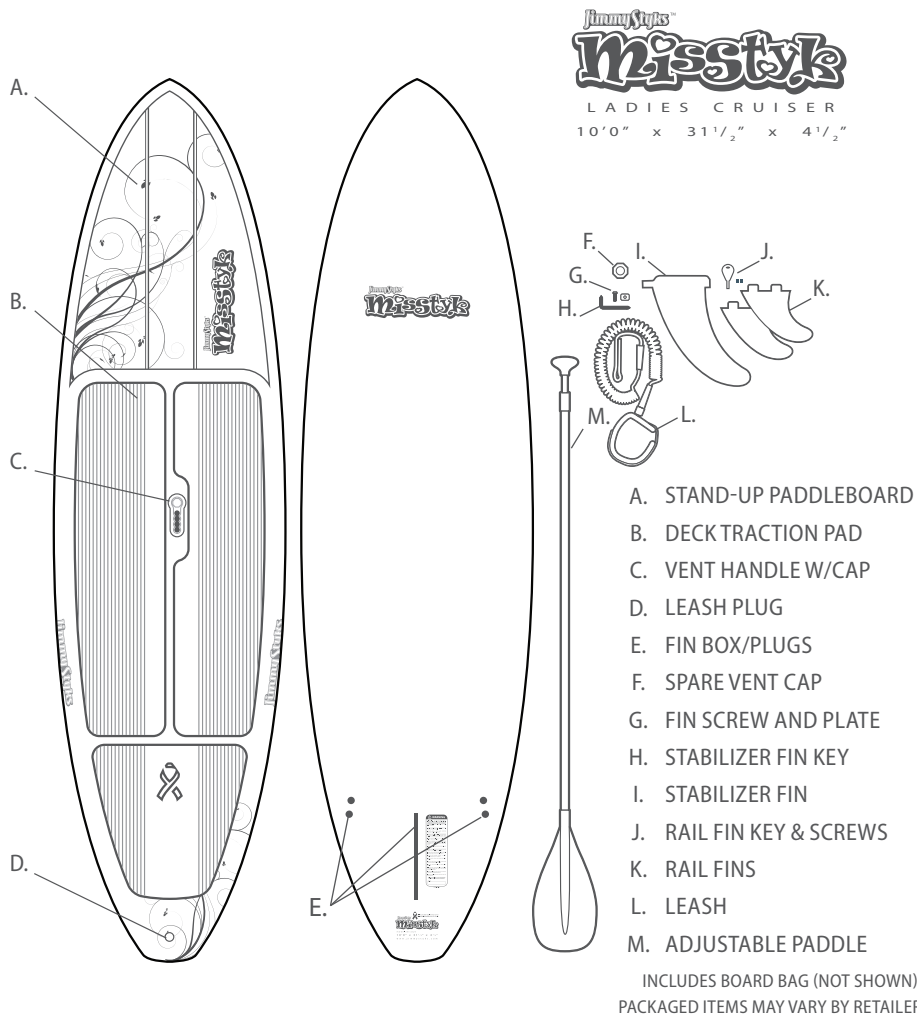
FOR WARRANTY INFORMATION, PARTS/ACCESSORIES, CALL  
1-800-370-0745 OR CONTACT US THROUGH OUR WEB SITE,  
WWW.JIMMYSTYKS.COM

**JimmyStyks.com**

QUESTIONS/COMMENTS:  
**1-800-370-0745**

# IDENTIFYING STAND-UP PADDLEBOARD PARTS AND ACCESSORIES

## SECTION 1



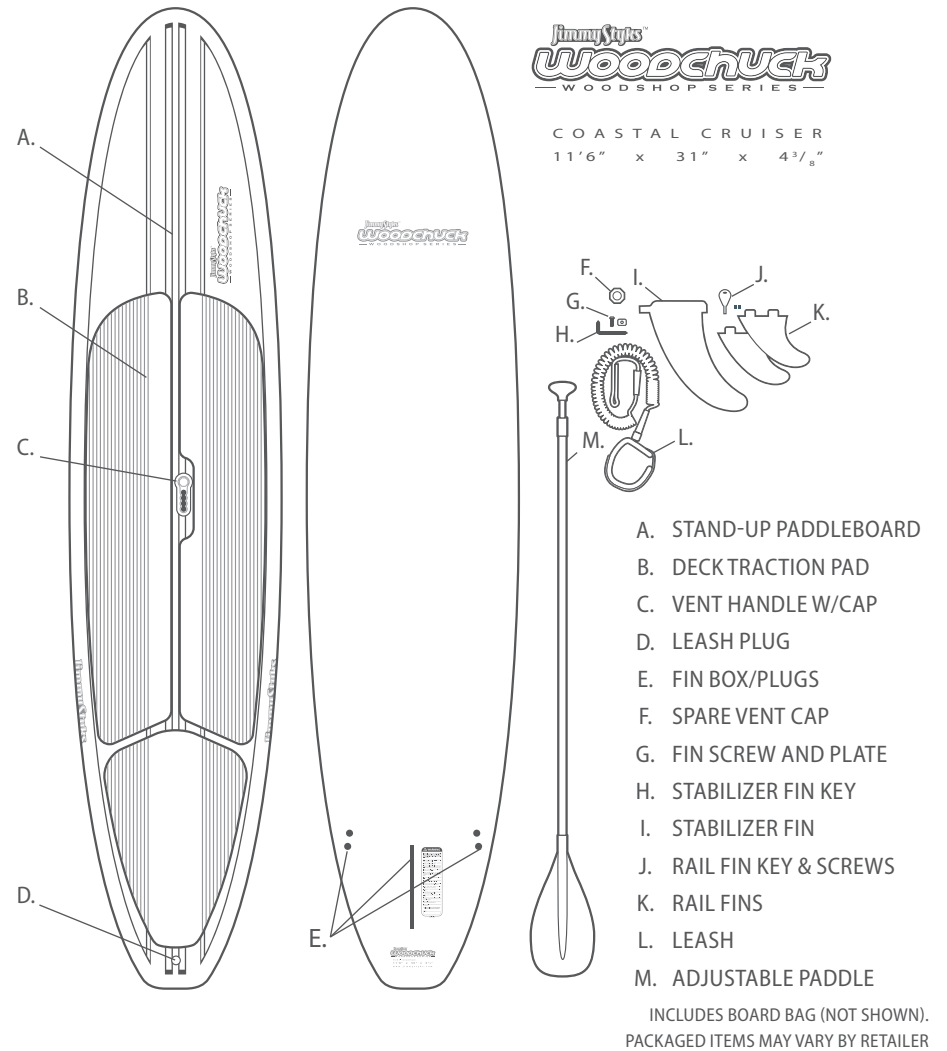
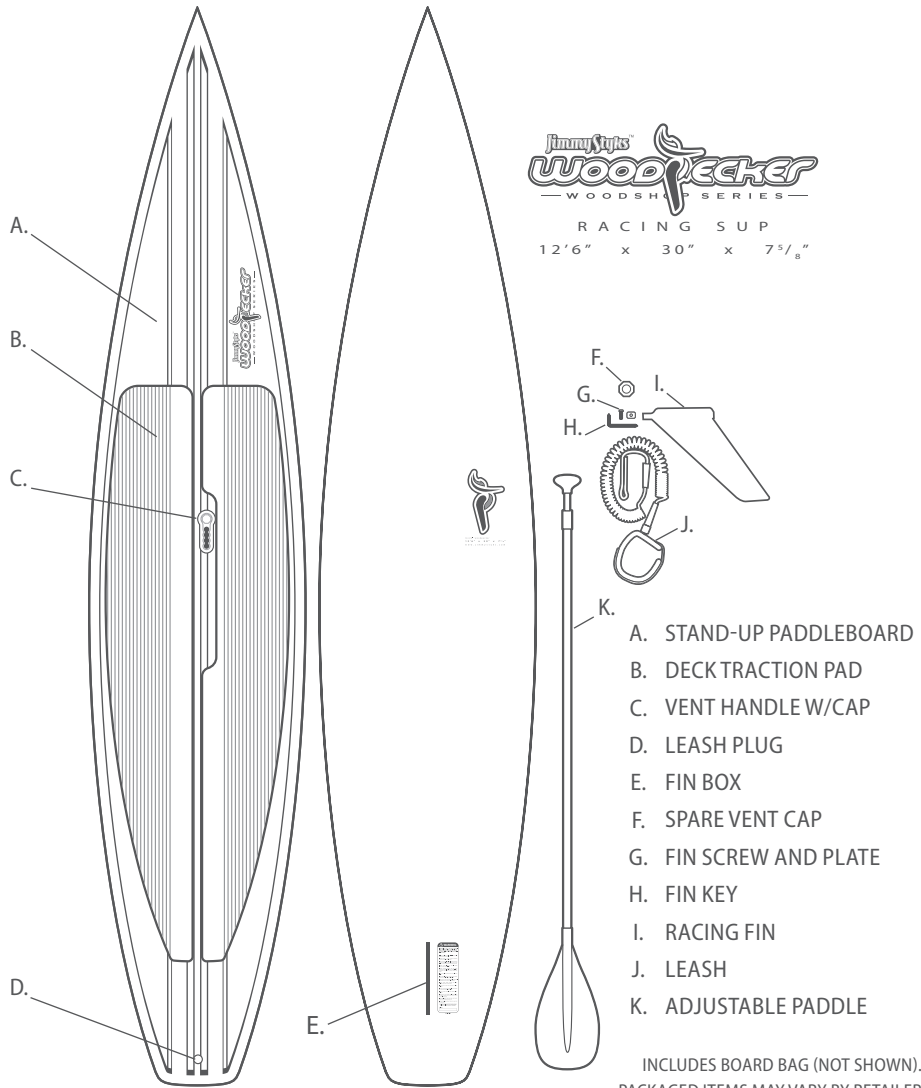
FOR WARRANTY INFORMATION, PARTS/ACCESSORIES, CALL  
1-800-370-0745 OR CONTACT US THROUGH OUR WEB SITE,  
WWW.JIMMYSTYKS.COM

**JimmyStyks.com**

QUESTIONS/COMMENTS:  
**1-800-370-0745**

# IDENTIFYING STAND-UP PADDLEBOARD PARTS AND ACCESSORIES

## SECTION 1



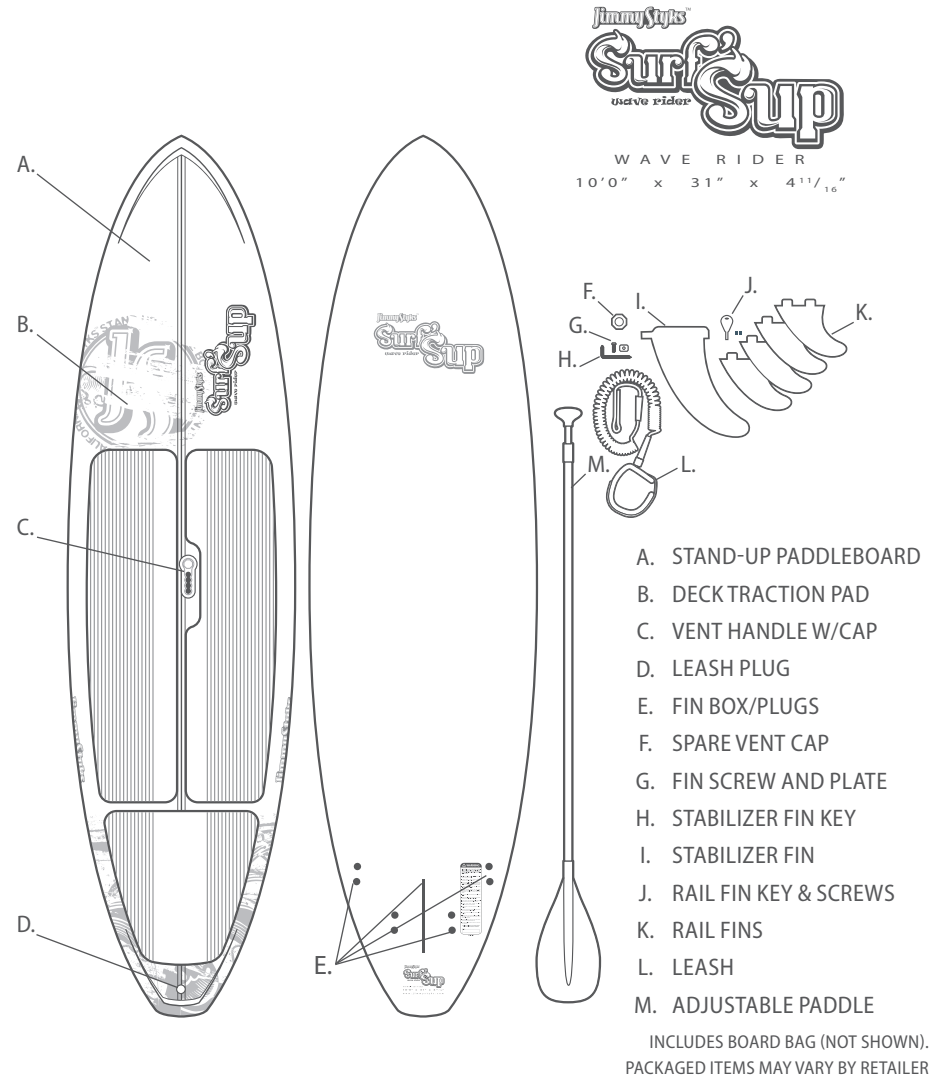
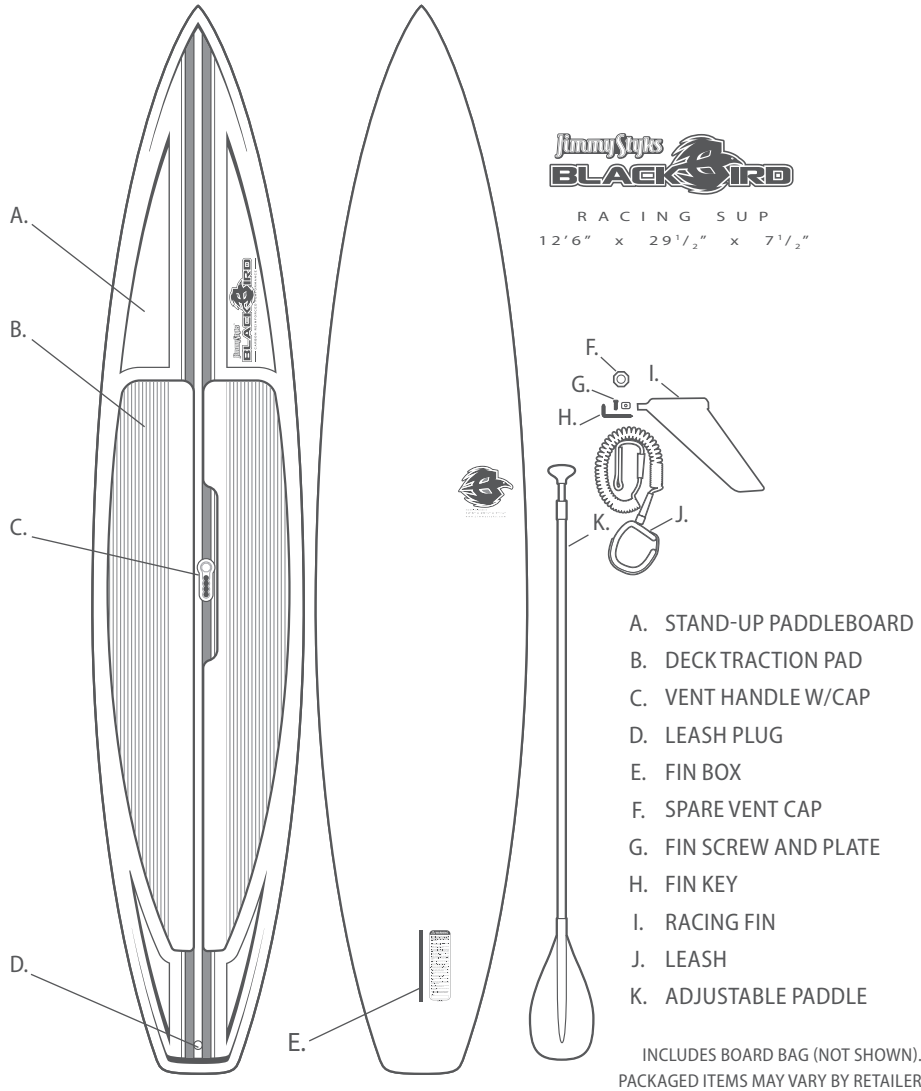
FOR WARRANTY INFORMATION, PARTS/ACCESSORIES, CALL  
1-800-370-0745 OR CONTACT US THROUGH OUR WEB SITE,  
WWW.JIMMYSTYKS.COM

**JimmyStyks.com**

QUESTIONS/COMMENTS:  
**1-800-370-0745**

# IDENTIFYING STAND-UP PADDLEBOARD PARTS AND ACCESSORIES

## SECTION 1



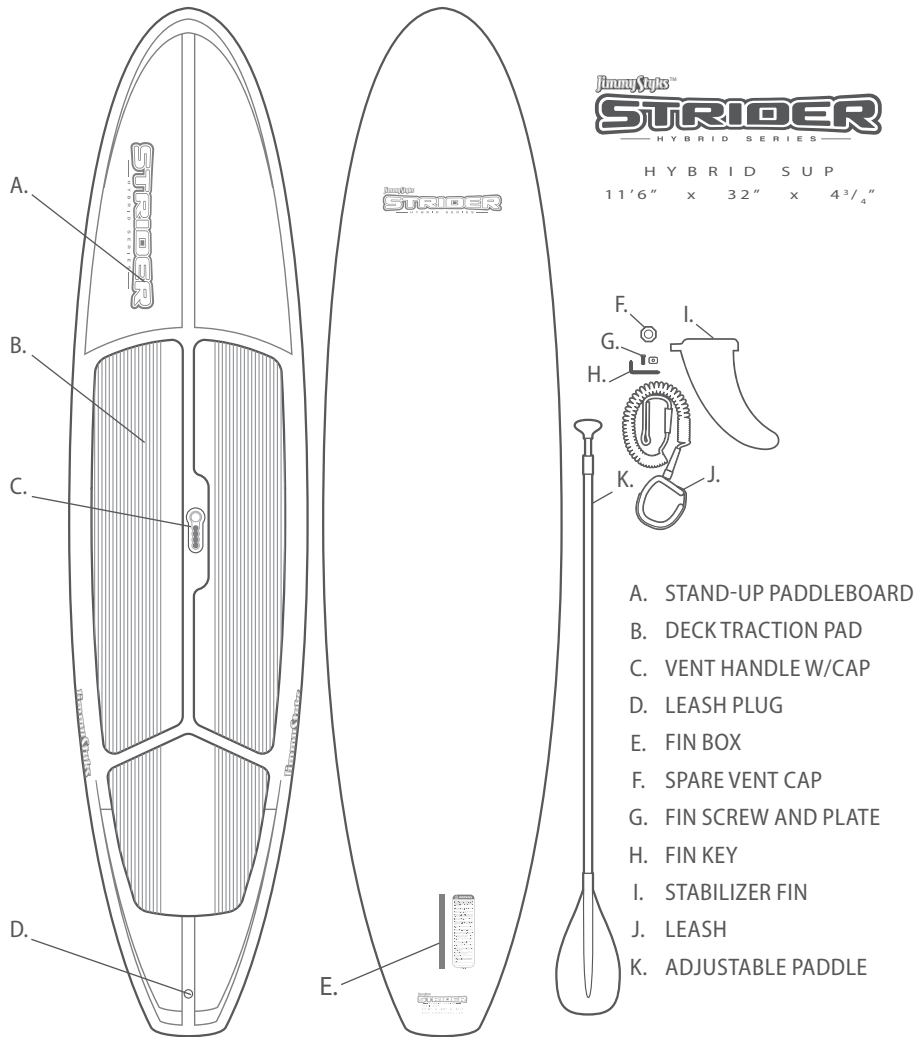
FOR WARRANTY INFORMATION, PARTS/ACCESSORIES, CALL  
1-800-370-0745 OR CONTACT US THROUGH OUR WEB SITE,  
WWW.JIMMYSTYKS.COM

**JimmyStyks.com**

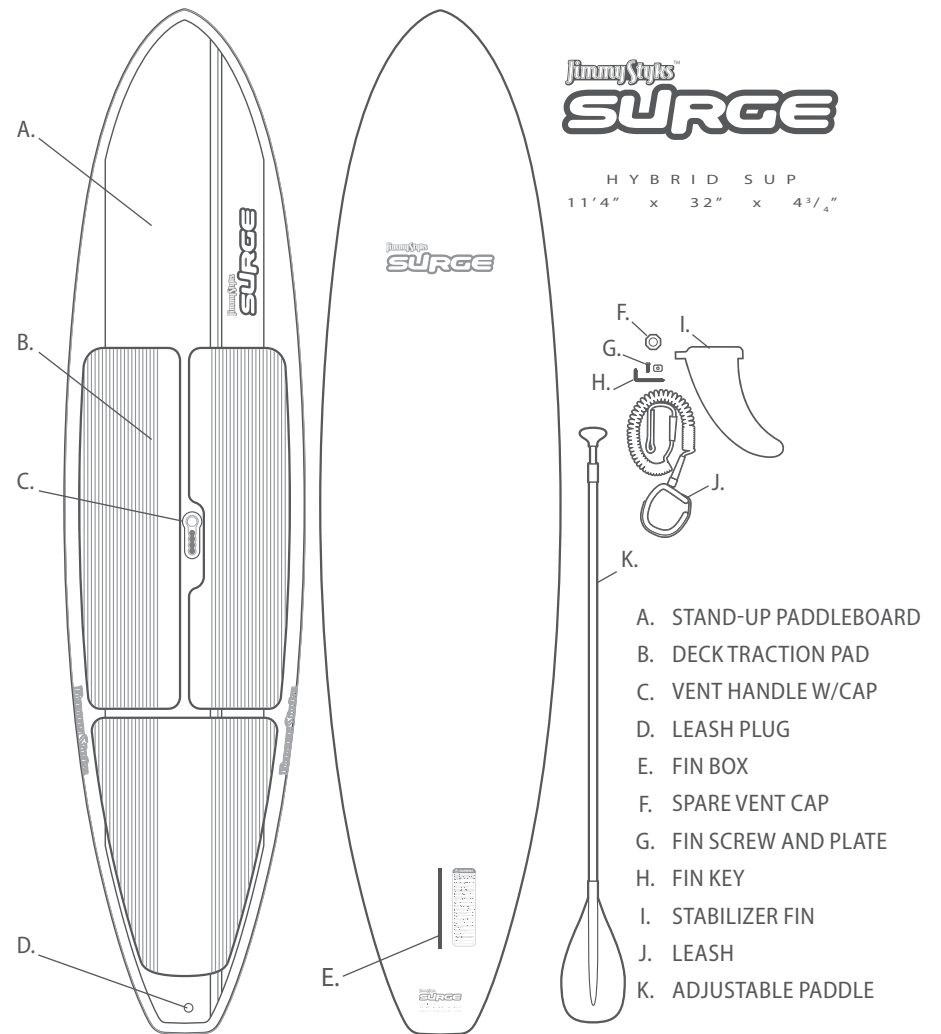
QUESTIONS/COMMENTS:  
**1-800-370-0745**

# IDENTIFYING STAND-UP PADDLEBOARD PARTS AND ACCESSORIES

## SECTION 1



INCLUDES BOARD BAG (NOT SHOWN).  
PACKAGED ITEMS MAY VARY BY RETAILER



INCLUDES BOARD BAG (NOT SHOWN).  
PACKAGED ITEMS MAY VARY BY RETAILER

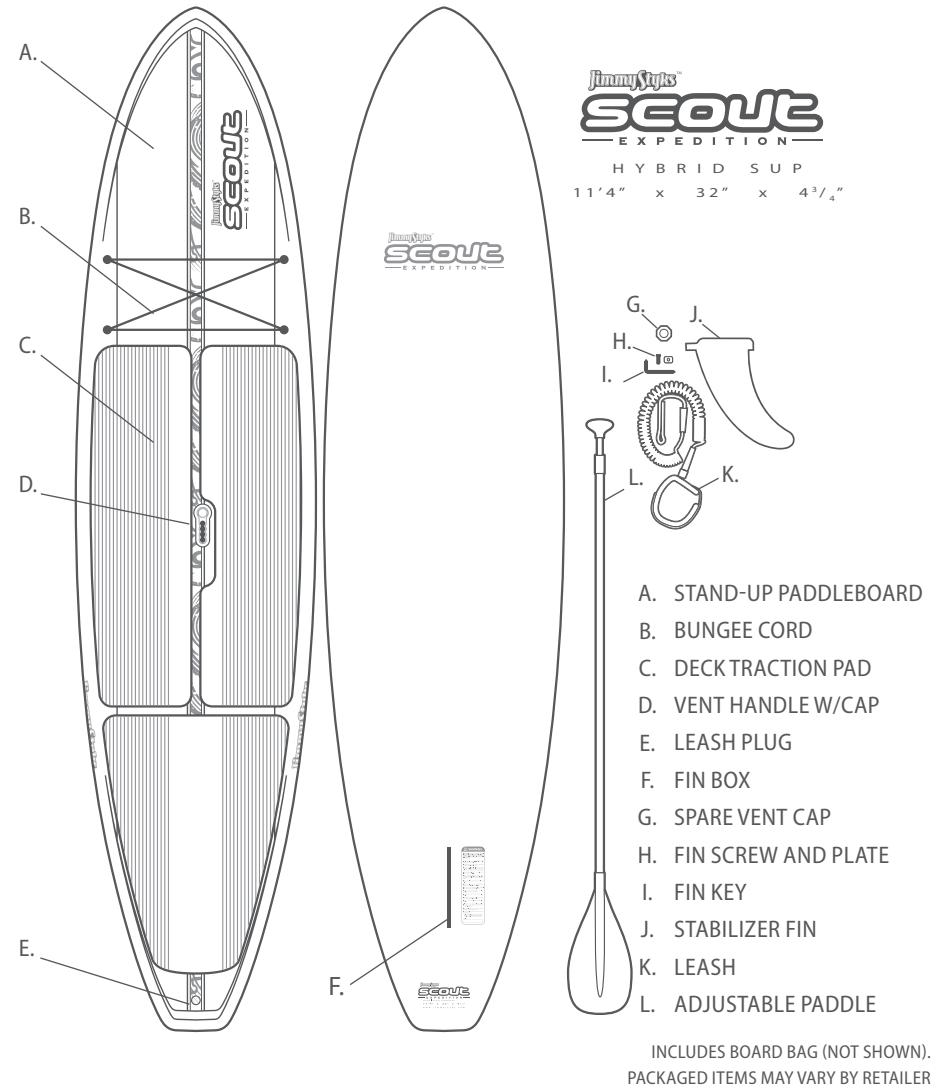
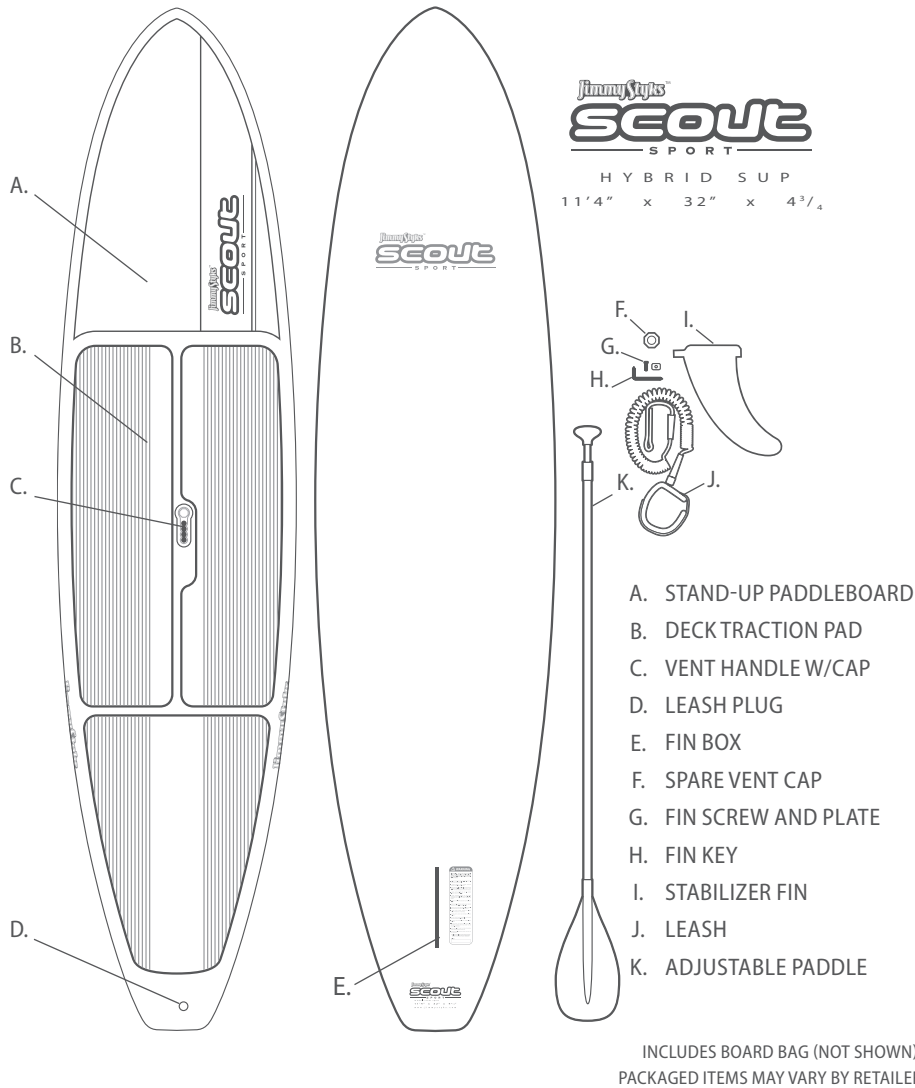
FOR WARRANTY INFORMATION, PARTS/ACCESSORIES, CALL  
1-800-370-0745 OR CONTACT US THROUGH OUR WEB SITE,  
WWW.JIMMYSTYKS.COM

**JimmyStyks.com**

QUESTIONS/COMMENTS:  
**1-800-370-0745**

# IDENTIFYING STAND-UP PADDLEBOARD PARTS AND ACCESSORIES

## SECTION 1



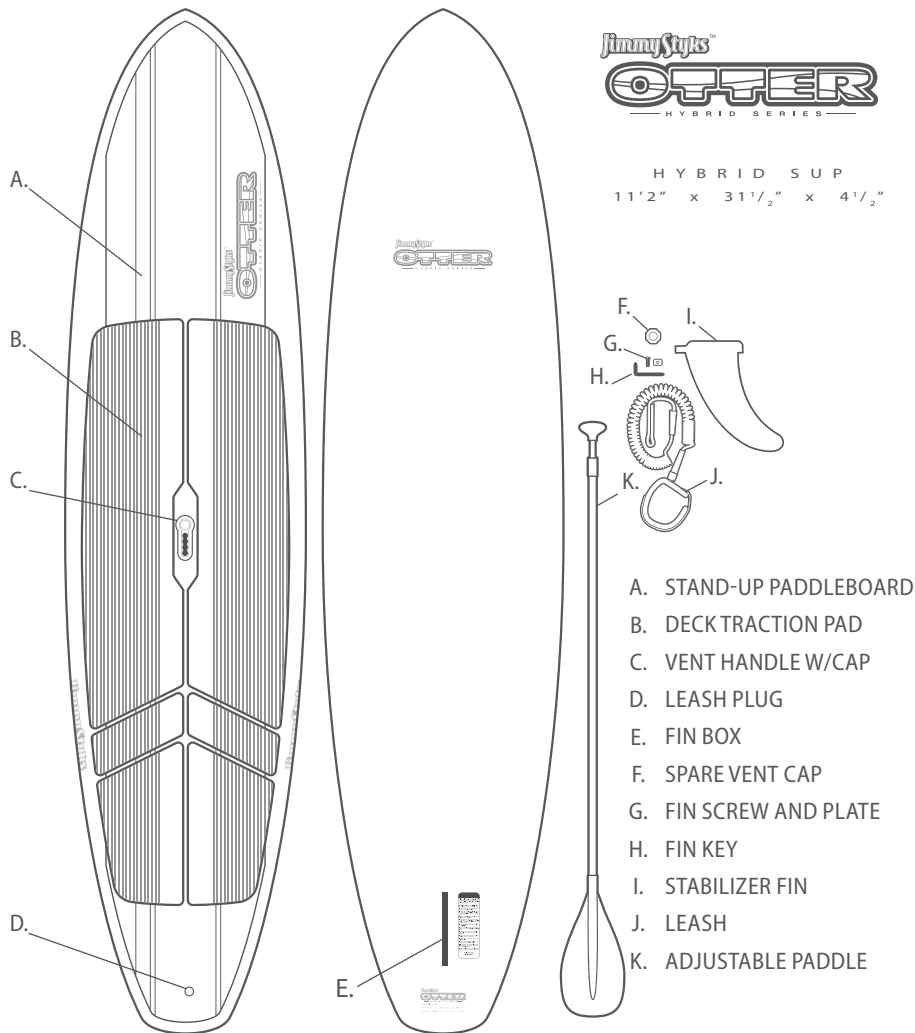
FOR WARRANTY INFORMATION, PARTS/ACCESSORIES, CALL  
1-800-370-0745 OR CONTACT US THROUGH OUR WEB SITE,  
WWW.JIMMYSTYKS.COM

**JimmyStyks.com**

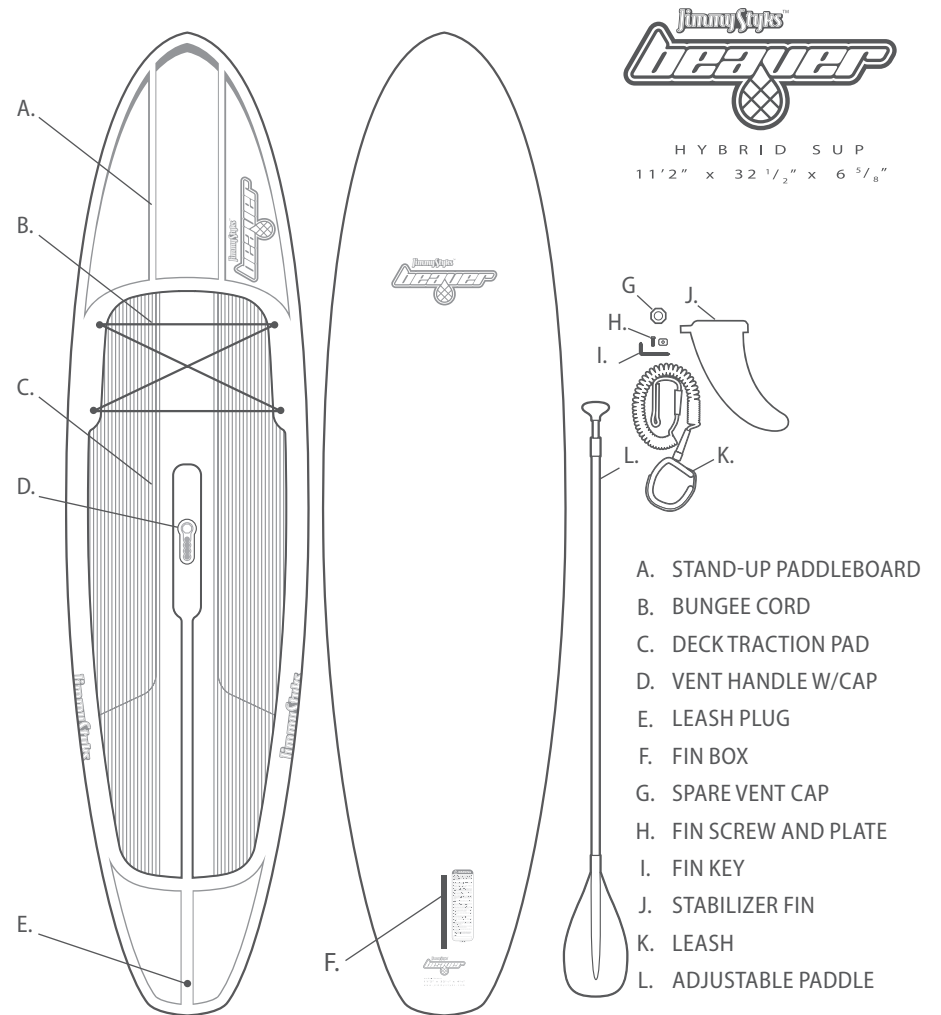
QUESTIONS/COMMENTS:  
**1-800-370-0745**

# IDENTIFYING STAND-UP PADDLEBOARD PARTS AND ACCESSORIES

## SECTION 1



INCLUDES BOARD BAG (NOT SHOWN).  
PACKAGED ITEMS MAY VARY BY RETAILER



INCLUDES BOARD BAG (NOT SHOWN).  
PACKAGED ITEMS MAY VARY BY RETAILER

FOR WARRANTY INFORMATION, PARTS/ACCESSORIES, CALL  
1-800-370-0745 OR CONTACT US THROUGH OUR WEB SITE,  
WWW.JIMMYSTYKS.COM

**JimmyStyks.com**

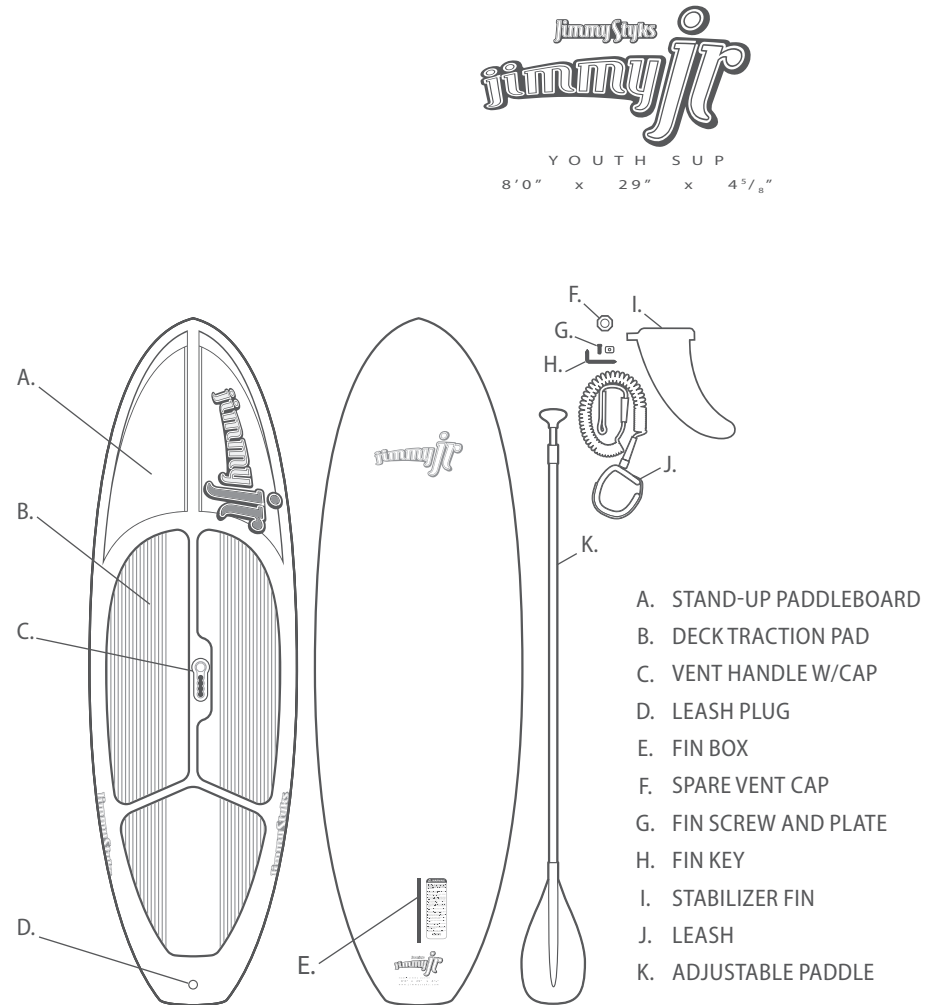
QUESTIONS/COMMENTS:  
**1-800-370-0745**

# IDENTIFYING STAND-UP PADDLEBOARD PARTS AND ACCESSORIES

## SECTION 1



INCLUDES BOARD BAG (NOT SHOWN).  
PACKAGED ITEMS MAY VARY BY RETAILER



INCLUDES BOARD BAG (NOT SHOWN).  
PACKAGED ITEMS MAY VARY BY RETAILER

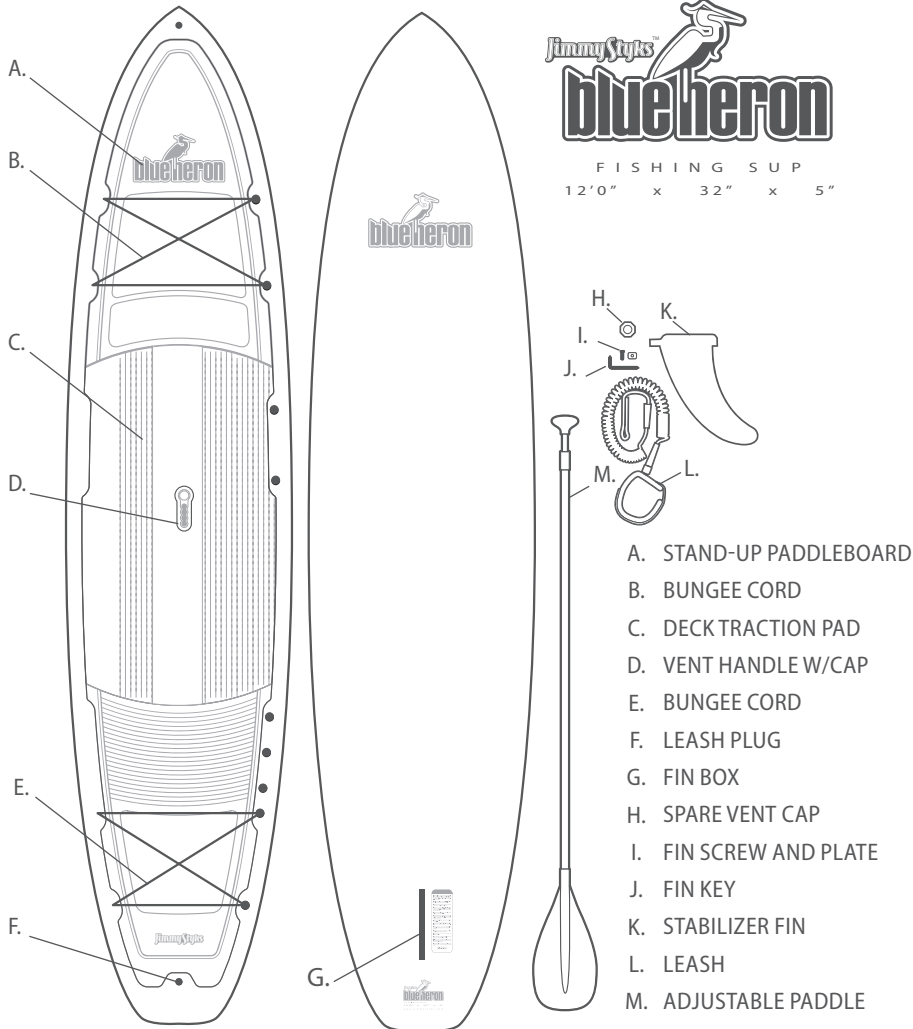
FOR WARRANTY INFORMATION, PARTS/ACCESSORIES, CALL  
1-800-370-0745 OR CONTACT US THROUGH OUR WEB SITE,  
WWW.JIMMYSTYKS.COM

**JimmyStyks.com**

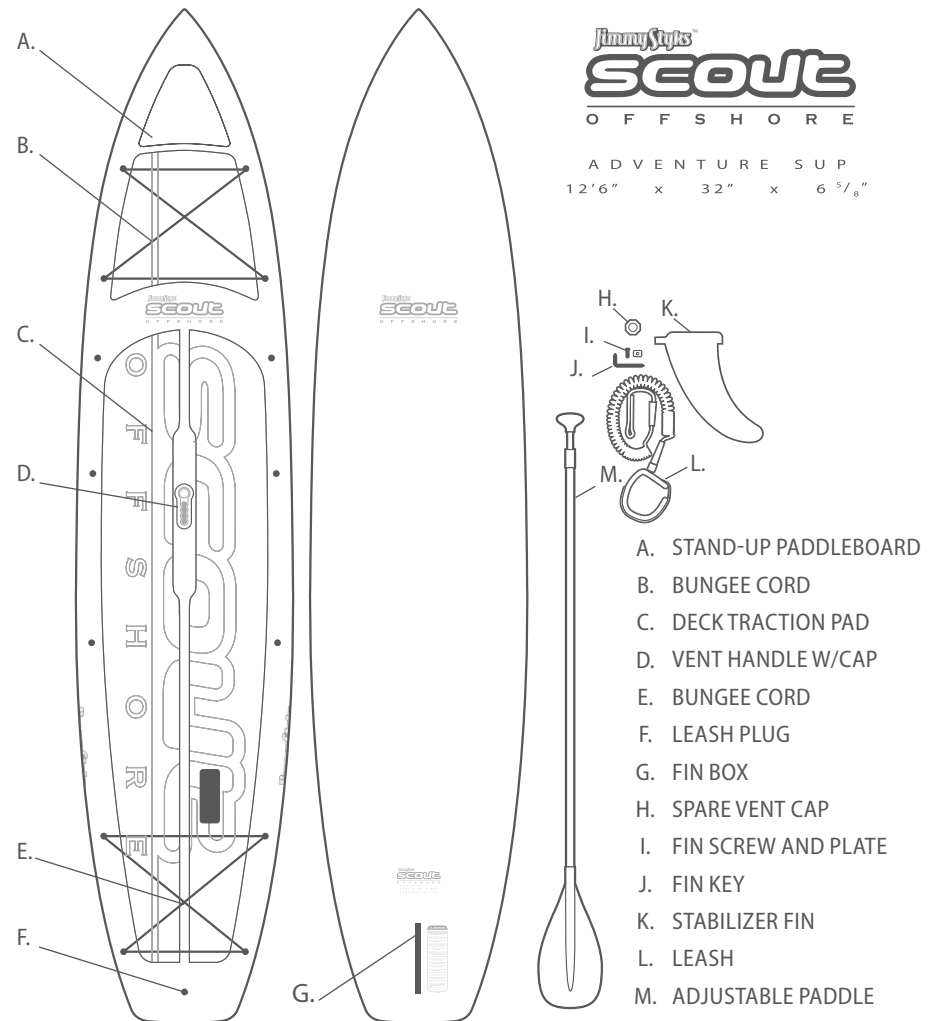
QUESTIONS/COMMENTS:  
**1-800-370-0745**

# IDENTIFYING STAND-UP PADDLEBOARD PARTS AND ACCESSORIES

## SECTION 1



INCLUDES BOARD BAG (NOT SHOWN).  
PACKAGED ITEMS MAY VARY BY RETAILER



INCLUDES BOARD BAG (NOT SHOWN).  
PACKAGED ITEMS MAY VARY BY RETAILER

FOR WARRANTY INFORMATION, PARTS/ACCESSORIES, CALL  
1-800-370-0745 OR CONTACT US THROUGH OUR WEB SITE,  
WWW.JIMMYSTYKS.COM

**JimmyStyks.com**

QUESTIONS/COMMENTS:  
**1-800-370-0745**

## IDENTIFYING STAND-UP PADDLEBOARD PARTS AND ACCESSORIES

## SECTION 1



PACKAGED ITEMS MAY VARY BY RETAILER

## WEIGHT CAPACITIES BY MODEL

The following suggested weight capacities are based on a novice skill level. As rider skill increases, the recommended board volume can decrease. The following capacities are suggested limits determined by physical data alone and do not account for individual rider agility and/or environmental conditions.

MODEL	BOARD VOLUME	MAX. RIDER WEIGHT
LIL' BILLY	172 Liters	190 Lbs
BIG BRO	195 Liters	230 Lbs
MK II	178 Liters	210 Lbs
MK III	220 Liters	300 Lbs
WOODPECKER	286 Liters	230 Lbs
WOODCHUCK	195 Liters	230 Lbs
BLACKBIRD	305 Liters	230 Lbs
SURF'SUP	176 Liters	190 Lbs
MISSTYK	174 Liters	190 Lbs
JIMMY JR.	138 Liters	150 Lbs
GRIZZLY	268 Liters	350 Lbs
OTTER	208 Liters	250 Lbs
BEAVER	208 Liters	250 Lbs
SURGE	208 Liters	250 Lbs
SCOUT	208 Liters	250 Lbs
STRIDER	218 Liters	270 Lbs
BLUE HERON	254 Liters	310 Lbs
SCOUT OFFSHORE	297 Liters	350 Lbs
ORCA	195 Liters	250 Lbs

FOR WARRANTY INFORMATION, PARTS/ACCESSORIES, CALL  
1-800-370-0745 OR CONTACT US THROUGH OUR WEB SITE,  
WWW.JIMMYSTYKS.COM

**JimmyStyks.com**

QUESTIONS/COMMENTS:  
**1-800-370-0745**



**KEEP IN A WELL VENTILATED, SHADED AREA WHEN NOT IN USE.**

Direct sunlight can damage a board if left exposed for a period of time. At approximately 74°C (165°F) all EPS foam begins to out-gas, become unstable and delaminate. Delamination is characterized by a separation of the board’s core from the protective epoxy skin. Delamination is a damage that is not repairable and should be avoided at all costs. Keep your board in an area with good air flow and circulation. Leaving your board in a vehicle during the day (closed or open) elevates the risk for delamination. Even on a mild day at 21°C (mid-to-high 70°F), the inside of a car can reach 77°C (170° F), well above the out-gas temperature threshold.



**DO NOT STORE YOUR BOARD IN A BOARD BAG FOR EXTENDED PERIODS OF TIME.**

Board bags are intended for transportation protection, not full time storage. Prolonged storage of a wet board in a wet board bag will have adverse effects on the finish of your board, leading to the possibility of mold, and osmotic blisters. Storing your board in a board bag is not the same as placing it in the shade. Board bags will collect heat and potentially overheat your board.



**RINSE SAND AND SALTWATER DEPOSITS FROM YOUR BOARD AFTER USE.**

Sun, sand and saltwater will degrade any man-made material over time. Rinse off sand and saltwater deposits from your paddle board with fresh water and store in a cool, dry environment after each use.



**INSPECT YOUR BOARD FOR DINGS AND CRACKS BEFORE AND AFTER EACH USE.**

The EPS Core of your board is highly absorbent and acts as a sponge when the protective watertight epoxy skin is compromised. To prevent your board from becoming waterlogged (heaviness and drag as a result of water absorption), regularly inspect the exterior for dings and cracks. If you spot a crack, patching with epoxy is the preferred method of repair. Jimmy Styks™ boards use minimal colored paints/decals in areas prone to damage so repairs can be made with minimal aesthetic disruption.



**LIMIT EXPOSURE OF DIRECT SUNLIGHT TO THE DECK-SIDE OF THE BOARD.**

While the benefits of a non-slip traction pad are obvious, they also increase the risk of overheating and delamination. While in use, water flowing over the deck helps to regulate surface temperature. But when the deck traction pad is dry, the effects of heat absorption are amplified when exposed to direct sunlight. If you must expose your board to direct sunlight during transport or temporary storage, it is safest to keep the white (bottom) facing up.



**OVERHEATING YOUR PADDLEBOARD IS NOT COVERED BY MANUFACTURING WARRANTY!**

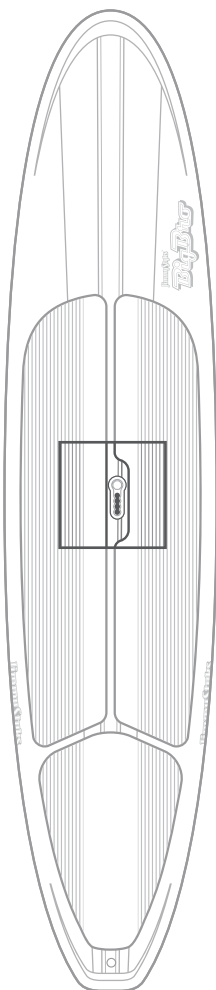
FOR WARRANTY INFORMATION, PARTS/ACCESSORIES, CALL 1-800-370-0745 OR CONTACT US THROUGH OUR WEB SITE, WWW.JIMMYSTYKS.COM




QUESTIONS/COMMENTS: 1-800-370-0745

The Jimmy Styks™ board vent is conveniently integrated into the carry handle. Venting regulates the air pressure within the watertight skin of the paddleboard.


Most models (excluding soft sups) come equipped with a “self-breathing” vent cap (installed) and a spare “standard” vent cap. Refer to the illustrations below to become familiar with the two types of vent caps and for proper venting techniques for each.



STANDARD



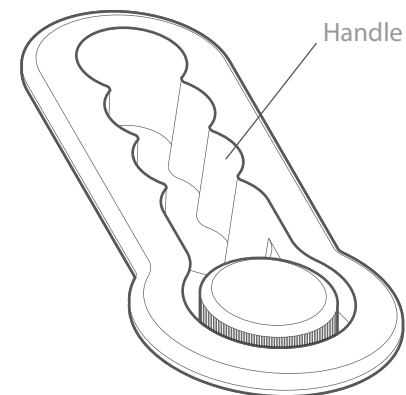
SELF-BREATHING



**CLOSE THE VENT *BEFORE* EACH USE  
OPEN THE VENT *AFTER* EACH USE.**

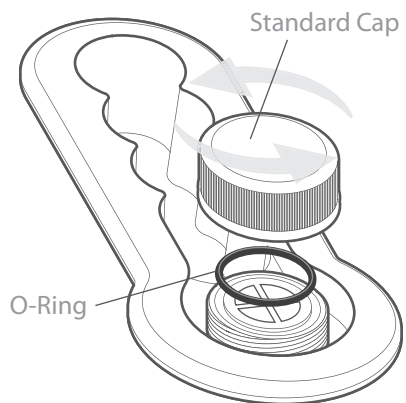
Regulating the internal air pressure of your paddleboard is the most important maintenance task involved with your stand-up paddleboard. Opening the air vent allows air to escape freely to avoid over-pressurization. Neglecting the air vent maintenance may compromise the integrity of the watertight skin or cause severe delamination. Leaving the air vent open while in use will allow water and moisture to enter the foam core resulting in a heavy “water-logged” paddleboard.

STANDARD CAP VENTING



**INSPECT O-RING FOR  
CRACKS OR TEARS**

Periodically inspect the o-ring for cracks, tears or damage. For replacement parts, call toll-free: 1-800-370-0745.



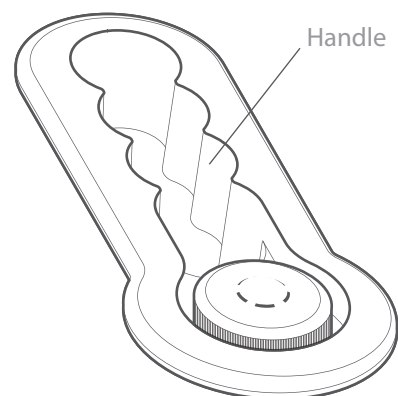


**CLOSE THE VENT *BEFORE* EACH USE  
OPEN THE VENT *AFTER* EACH USE.**

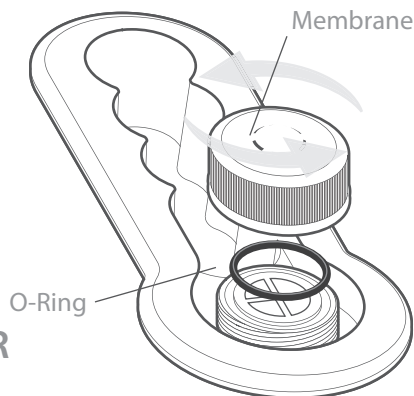
Regulating the internal air pressure of your paddleboard is the most important maintenance task involved with your stand-up paddleboard. "Self-Breathing" caps feature a Gore-Tex® membrane that allows air to permeate freely through the vent while preventing water and other molecules from entering the paddle board. While "Self-Breathing" caps minimize damage caused by pressurization and heat, it is important that you open the vent completely after use and close before each use. Leaving the air vent open while in use will allow water and moisture to enter the foam core resulting in a heavy "water-logged" paddleboard.

Gore-Tex® recommends replacing the self-breathing membrane every 12 months. While Jimmy Styks™ does not sell individual replacement Gore-Tex® membranes, replacement JS Water Gear vent caps with pre-installed Gore-Tex® membranes are available for purchase through our online accessory store.

**SELF-BREATHING CAP VENTING**



Self-Breathing Cap with GORE-TEX®



**INSPECT O-RING FOR CRACKS OR TEARS**


**LOST VENT CAP SOLUTIONS**

A 500 mL (20 oz.) soft drink bottle cap can be used as a temporary solution for a lost Jimmy Styks™ vent cap.

Jimmy Styks™ vent handles are designed to interface with all Coca-Cola Company® and PepsiCo, Inc.® brand 500 mL (20 oz.) soft drink bottle caps.

NOTE: Bottle cap thread pitch varies by manufacturer. Not all Coca-Cola® and Pepsi® brand bottle caps may fit the Jimmy Styks™ vent handles.

Using a bottle cap is recommended only as a temporary solution until a replacement Jimmy Styks™ vent cap is acquired. For replacement parts contact Jimmy Styks™ at: 1-800-370-0745.



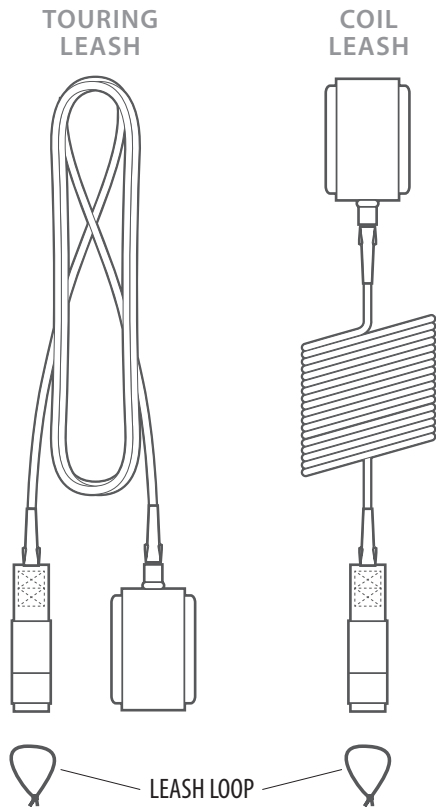
FOR WARRANTY INFORMATION, PARTS/ACCESSORIES, CALL 1-800-370-0745 OR CONTACT US THROUGH OUR WEB SITE, WWW.JIMMYSTYKS.COM

**JimmyStyks.com**

QUESTIONS/COMMENTS:  
**1-800-370-0745**

LEASH VARIATIONS

Jimmy Styks™ provides one of two leash variations (standard or coil) with your SUP accessory package. It is recommended that you remove your leash after use to prevent unintentional snagging. Wrapping a leash around board and fins may result in damage to the leash.



STEP 1

PULL LEASH LOOP THROUGH EYELET.



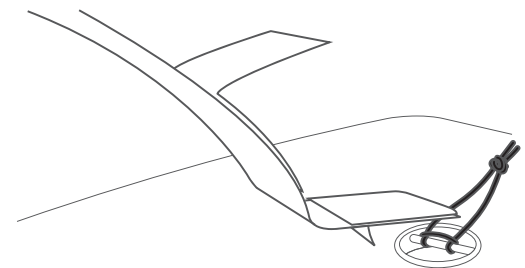
STEP 2

PULL KNOT THROUGH LOOP AND PULL TIGHT.



STEP 3

OPEN VELCRO CUFF AND ATTACH LEASH TO LEASH LOOP.

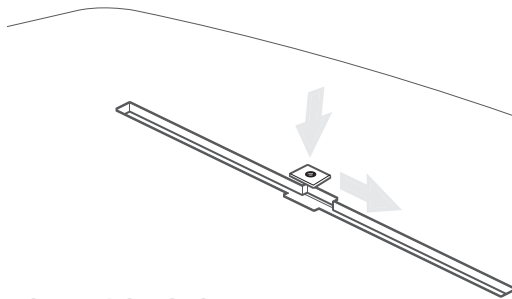


## STABILIZER FIN INSTALLATION/REMOVAL

Keep your fins in good condition by removing them after each use. Damage to the fin incurred while attached to the paddle board may result in severe damage to the fin box, the watertight skin and the foam core. Attach the fin firmly before you go riding.

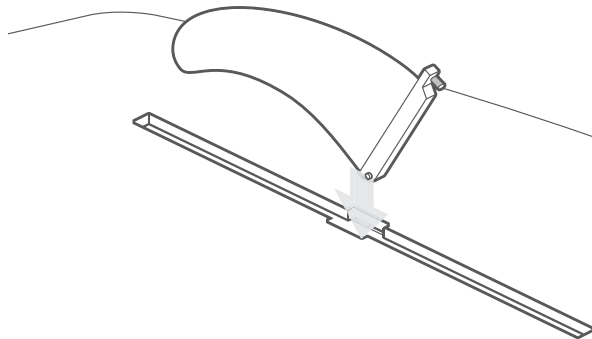
### STEP 1

INSERT SCREW PLATE INTO FIN BOX SLOT AND SLIDE PLATE FORWARD




### STEP 2

INSERT FIN INTO FIN BOX SLOT



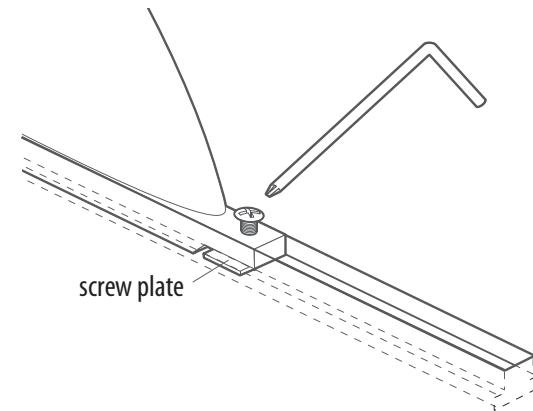
### STEP 3

ROTATE FIN FORWARD AND ALIGN FIN SCREW WITH SCREW PLATE



### STEP 4

LOOSELY TURN FIN SCREW INTO SCREW PLATE



### STEP 5

ADJUST FIN TO DESIRED POSITION AND TIGHTEN FIN SCREW.

## REMOVAL PROCEDURE

REVERSE STEPS 5 THROUGH 1.

FOR WARRANTY INFORMATION, PARTS/ACCESSORIES, CALL  
1-800-370-0745 OR CONTACT US THROUGH OUR WEB SITE,  
WWW.JIMMYSTYKS.COM

**JimmyStyks.com**

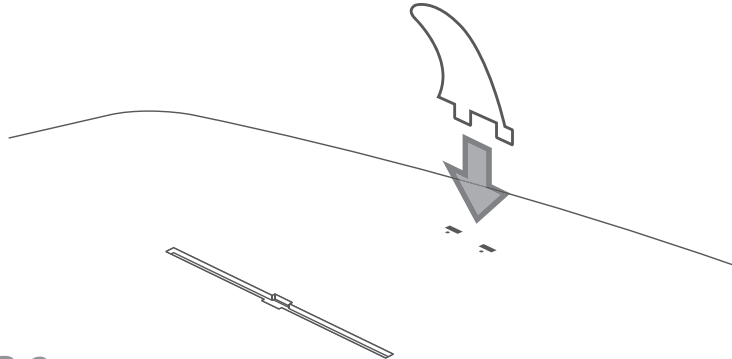
QUESTIONS/COMMENTS:  
**1-800-370-0745**

## RAIL FIN INSTALLATION/REMOVAL

Rail fins have an inside and outside. The flat side of the fin always faces toward the center stabilizer fin. Some JIMMY STYKS™ models are equipped with advanced fin configurations (5 fin models). 5 fin models can be ridden as a single, thruster (3 fin) or quad (4 fin) arrangement. Fin configurations for 5 fin models are entirely dependent on personal preference and environment.


### STEP 1

INSERT RAIL FIN INTO FCS PLUG SLOTS. NOTE: FLAT SIDE OF FIN ALWAYS FACES TOWARD STABILIZER.



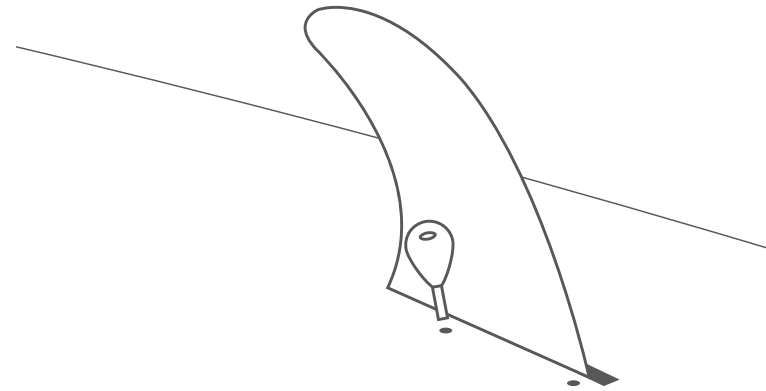
### STEP 2

INSERT FIN UNTIL BASE OF FIN IS FLUSH WITH BOTTOM OF BOARD.



### STEP 3

USE FIN KEY TO SECURE FIN. AVOID OVER-TIGHTENING SCREWS.



## REMOVAL PROCEDURE

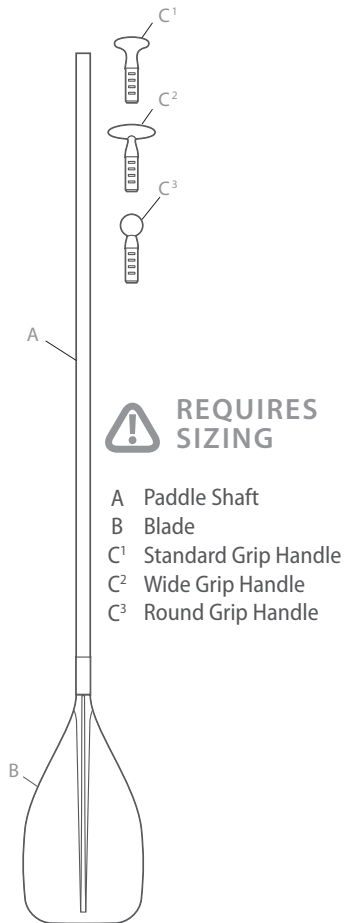
REVERSE STEPS 3 THROUGH 1.

FOR WARRANTY INFORMATION, PARTS/ACCESSORIES, CALL  
1-800-370-0745 OR CONTACT US THROUGH OUR WEB SITE,  
WWW.JIMMYSTYKS.COM

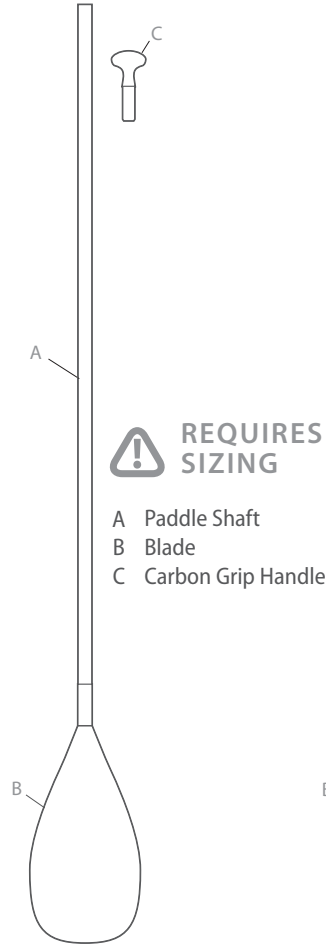
**JimmyStyks.com**

QUESTIONS/COMMENTS:  
**1-800-370-0745**

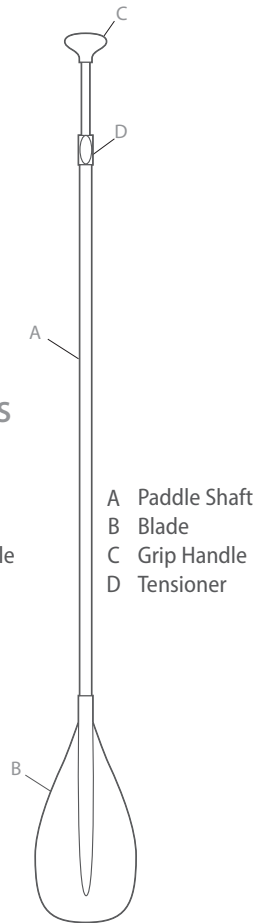
JS STANDARD PADDLE



JS CARBON FIBER PADDLE



JS ADJUSTABLE PADDLE

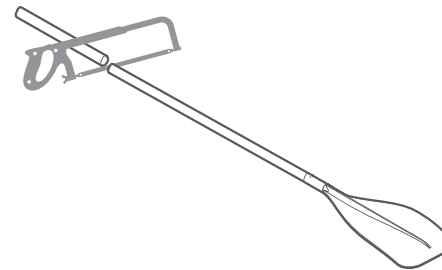


**!** JS STANDARD & CARBON FIBER PADDLES REQUIRE SIZING BEFORE USE.

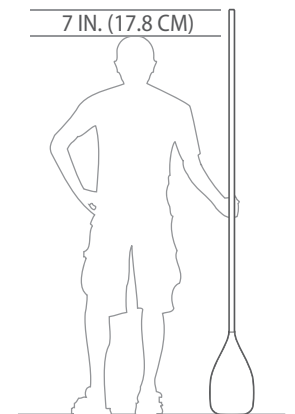
SIZING THE PADDLE WILL REQUIRE THE FOLLOWING TOOLS/SUPPLIES:

Measuring Tape, Hacksaw, Pen/Pencil or Masking Tape, Adhesive (Use Silicone for JS Standard Paddles; Use Epoxy for JS Carbon Fiber Paddles).

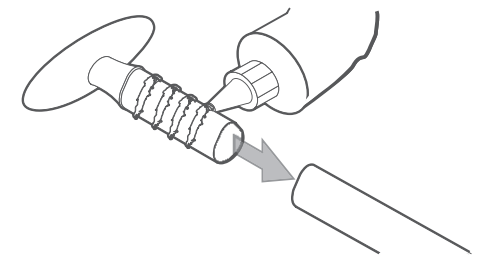
**STEP 2**  
MARK CUT LINE WITH PEN, PENCIL OR MASKING TAPE AND CUT WITH HACKSAW.



**STEP 1**  
DETERMINE PADDLE LENGTH. STANDARD LENGTH IS 7 IN. TALLER THAN RIDER HEIGHT.



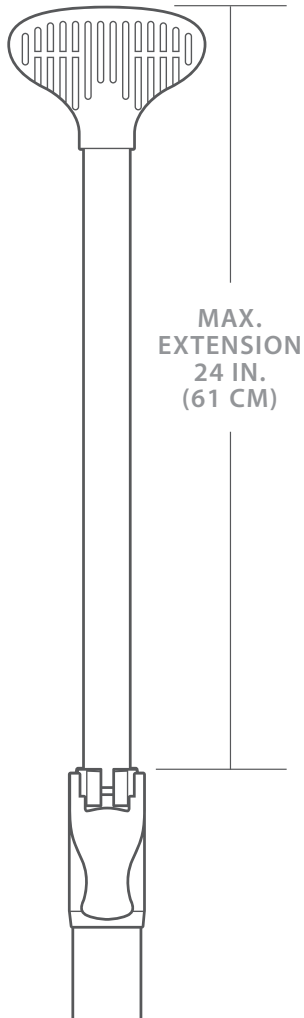
**STEP 3**  
APPLY ADHESIVE TO HANDLE STEM AND ALLOW TO CURE.



FOR WARRANTY INFORMATION, PARTS/ACCESSORIES, CALL 1-800-370-0745 OR CONTACT US THROUGH OUR WEB SITE, WWW.JIMMYSTYKS.COM

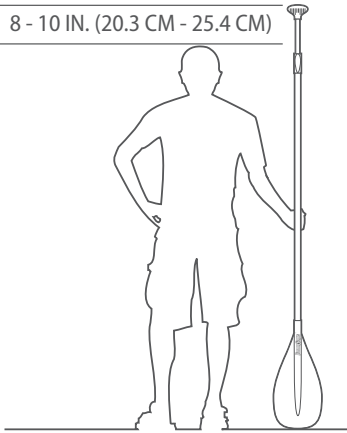
**JimmyStyks.com**

QUESTIONS/COMMENTS:  
**1-800-370-0745**



PROPER HEIGHT ADJUSTMENT FOR JS ADJUSTABLE PADDLES

8 - 10 IN. (20.3 CM - 25.4 CM)



**DO NOT EXTEND UPPER SHAFT BEYOND 24 IN (61CM).**

Extending beyond the maximum extension limit can result in permanent damage to the adjustment clip while paddling.

We recommend paddle to be rinsed with fresh water after every use and upper shaft removed for drying.


Do not leave exposed to direct sunlight for prolonged periods. The sun can damage the epoxy and finish of the paddle.



**FOR BEST RESULTS, LEARN TO USE THE PADDLE CORRECTLY.**

Paddles have a FORWARD and BACK facing side. The ribbed side of the handle, adjustable lever and "JIMMY STYKS™" logo on the blade indicate the FORWARD facing side. Additionally, blade should be in a FORWARD ANGLE (as shown on right).

Proper paddle orientation while paddling will maximize stroke efficiency and move the greatest volume of water when paddling. By practicing proper paddling techniques, you will be able to paddle longer and farther while conserving energy.




FOR WARRANTY INFORMATION, PARTS/ACCESSORIES, CALL 1-800-370-0745 OR CONTACT US THROUGH OUR WEB SITE, WWW.JIMMYSTYKS.COM

**JimmyStyks.com**

QUESTIONS/COMMENTS:  
**1-800-370-0745**

**! WHEN STRAPPING TO ROOF, BOARD SHOULD BE BOTTOM SIDE UP.**

When securing your paddle board to the roof of a vehicle, always place the board bottom side up. Placing the board topside up will create wind drag and instability while driving. Placing board nose forward or tail forward are both acceptable means of transport .

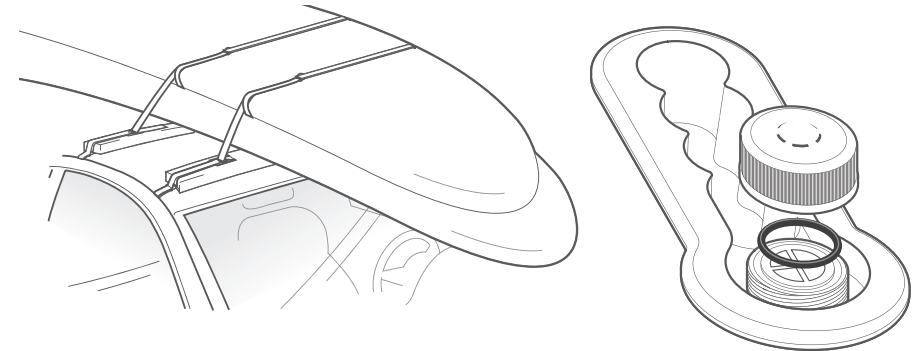


**! OVER-TIGHTENING STRAPS MAY RESULT IN PRESSURE DINGS.**

**! PADDED STRAPS ARE RECOMMENDED OVER NON-PADDED NYLON STRAPS.**

**! REMOVE VENT CAP AND O-RING WHEN STACKING MULTIPLE BOARDS.**

The JS vent cap may cause pressure dings when stacking multiple boards. Completely remove vent cap and o-ring prior to stacking boards. As a precaution, placing a cushioned barrier between stacked boards will further protect against dings and cracks.



**! DAMAGE RESULTING FROM IMPROPER CARE/ HANDLING ARE VOID OF WARRANTY.**

FOR WARRANTY INFORMATION, PARTS/ACCESSORIES, CALL 1-800-370-0745 OR CONTACT US THROUGH OUR WEB SITE, WWW.JIMMYSTYKS.COM

**JimmyStyks.com**

QUESTIONS/COMMENTS:  
**1-800-370-0745**

## WATER SAFETY GUIDELINES



**ALWAYS WEAR A COAST GUARD APPROVED PERSONAL FLOTATION DEVICE (PFD).**



**NEVER GO PADDLE-BOARDING IN SEVERE WEATHER OR WATER CONDITIONS THAT MIGHT AFFECT YOUR ABILITY TO STEER THE BOARD OR RETURN TO SHORE.**



**NEVER ALLOW MINORS TO USE THIS BOARD WITHOUT ADULT SUPERVISION.**



**NEVER CONSUME ALCOHOL OR ANY OTHER SUBSTANCES THAT MAY IMPAIR YOUR COORDINATION, JUDGEMENT, OR ABILITY TO SAFELY PADDLE THE BOARD.**



**NEVER USE THIS BOARD BEYOND YOUR SKILLS OR ABILITY.**



**NEVER USE THIS PRODUCT AFTER SUNSET, BEFORE DAWN OR AT ANY TIME IN POOR LIGHTING.**



**CHECK LOCAL LAWS AND REGULATIONS REGARDING PROPER AND SAFE USE OF THIS PRODUCT.**

## LIMITED LIFETIME WARRANTY

### JIMMY STYKS™ OFFERS A LIMITED 365 DAY WARRANTY AGAINST DEFECTS IN MATERIALS AND WORKMANSHIP.

#### TERMS OF WARRANTY:

Your Jimmy Styks™ product is guaranteed to be free of defects in material and workmanship for a period of no more than 365 days from the date of purchase. If the product does not conform to the warranty, Jimmy Styks™, at its discretion will issue a new, like new, or similar model product, excluding any shipping charges. Warranty extends to original purchaser only and is non-transferable. Sales receipt and original packaging materials are required.

#### WARRANTY:

Jimmy Styks™ will make every effort to produce boards to the highest quality and standards in the industry. We do quality checks in our factories in Asia and in our warehouses in North America in an effort to guarantee each board's quality before shipping. Because of the nature of surfing and paddle boarding we cannot warranty the performance of any board or shape for individual riders and varying levels of skills and abilities. Furthermore, we cannot guarantee against damage or breakage and cannot protect or warranty against circumstances outside of our control. In the event of a new board being removed from a box and not in good condition please contact the office for resolution. You will be asked for a copy of your sales receipt and photos of the damage in question, as well as original packaging material to verify if damage was due to shipping. If it is deemed a manufacturing or material flaw, we will issue an RMA number. This number along with the damaged product will need to be returned to the closest warehouse (Vancouver or Huntington Beach) at customer's expense. Upon physical review, Jimmy Styks™ will make its final determination as to the nature of the damage or flaw and issue a replacement product (model depends on availability), or store credit. Shipping will be the responsibility of the customer. We are not responsible for damage or defects once the board has been used. Damage is defined as impact with any object or material, damage due to dropping, loading, unloading, or transport, alterations or modifications, repairs, natural disasters, fires, temperatures below 4.4 °C (40 °F), or above 43 °C (110 °F), any further use of a board once a claim has been reported, transport or storage of a board with a closed air valve, use of a board in the water with a loose or removed air valve, failure to clean and service air vent valve, storage of a board in extremely hot or humid conditions including a wet or damp board bag.

#### RETURNS AND EXCHANGES:

Jimmy Styks™ will exchange any new, unused product for company credit providing it is accompanied by an original sales receipt and all original packaging. This will not include any shipping charges or expenses. Product must be in new condition and will be subject to the inspection of staff.

FOR WARRANTY INFORMATION, PARTS/ACCESSORIES, CALL  
1-800-370-0745 OR CONTACT US THROUGH OUR WEB SITE,  
WWW.JIMMYSTYKS.COM

**JimmyStyks.com**

QUESTIONS/COMMENTS:  
**1-800-370-0745**

NOTES

FOR WARRANTY INFORMATION, PARTS/ACCESSORIES, CALL  
1-800-370-0745 OR CONTACT US THROUGH OUR WEB SITE,  
[WWW.JIMMYSTYKS.COM](http://WWW.JIMMYSTYKS.COM)

**JimmyStyks.com**

QUESTIONS/COMMENTS:  
**1-800-370-0745**



[www.jimmystyks.com](http://www.jimmystyks.com)