

# TORNADO 30000 PRODUCT PROFILE



**TOPDON®**

# TORNADO 30000



The Tornado 30000 is an upper-mid-level smart charger made for personal or commercial use, repair stations, and more. It can revive 6V, 12V, and 24V lead-acid batteries as well as 12V/24V lithium batteries.

This device supports a range of battery capacities from 50Ah to 1000Ah.

With a 9-step smart charging method and 12 charging modes, the Tornado 30000 provides unparalleled protection and charging capabilities for its users.

# SPECS

Input Voltage	100-240V
Output Current	12V30A 24V15A 6V15A 12V10A
Charging Mode	12V30A(NORM/LI/REP) 24V15A(NORM/COLD/LI/REP) 6V15A(NORM/REPAIR) SUPPLY 12V30A/24V15A 12V10A (NORM)
Applicable Batteries	50-1000Ah
AC Cable Length	2m, Input AWG18#
Charging Clamp Length	Positive AWG10#, 2.2m Negative AWG10#, 2.2m
Working Temperature	-10°C~40°C (14°F~104°F)
Storage Temperature	-20°C ~ 75°C (-4°F~167°F)
Protection Rating	IP20 Fan cooled
Dimensions	335 x 160 x 78 mm (13.18 x 6.29 x 3.07")
Net Weight	2800g (6lb)

# FUNCTION



**TOPDON**<sup>®</sup>

- Battery Charging
- Battery Repair

# 9-STEP SMART CHARGING



Its 9-step smart charging provides strong protection to the battery, and the automatic charging/disconnection system eliminates the risk of overcharging. Use the NORM, COLD and REPAIR modes to automatically match the battery and extend its life. The T30000's advanced technology checks for sulphation and acid stratification. It repairs batteries, prevents battery damage, and saves you money.


# NEW SUPPLY MODE TO KEEP YOU POWERED UP



**TOPDON®**

The Tornado 30000 also works as a stable power supply for 12V & 24V devices!  
You can maintain the vehicle voltage at 12V to prevent discharge while performing repairs.  
With the Tornado 30000, you get a safe power station that avoids operational delays,  
equipment instability, and failure.

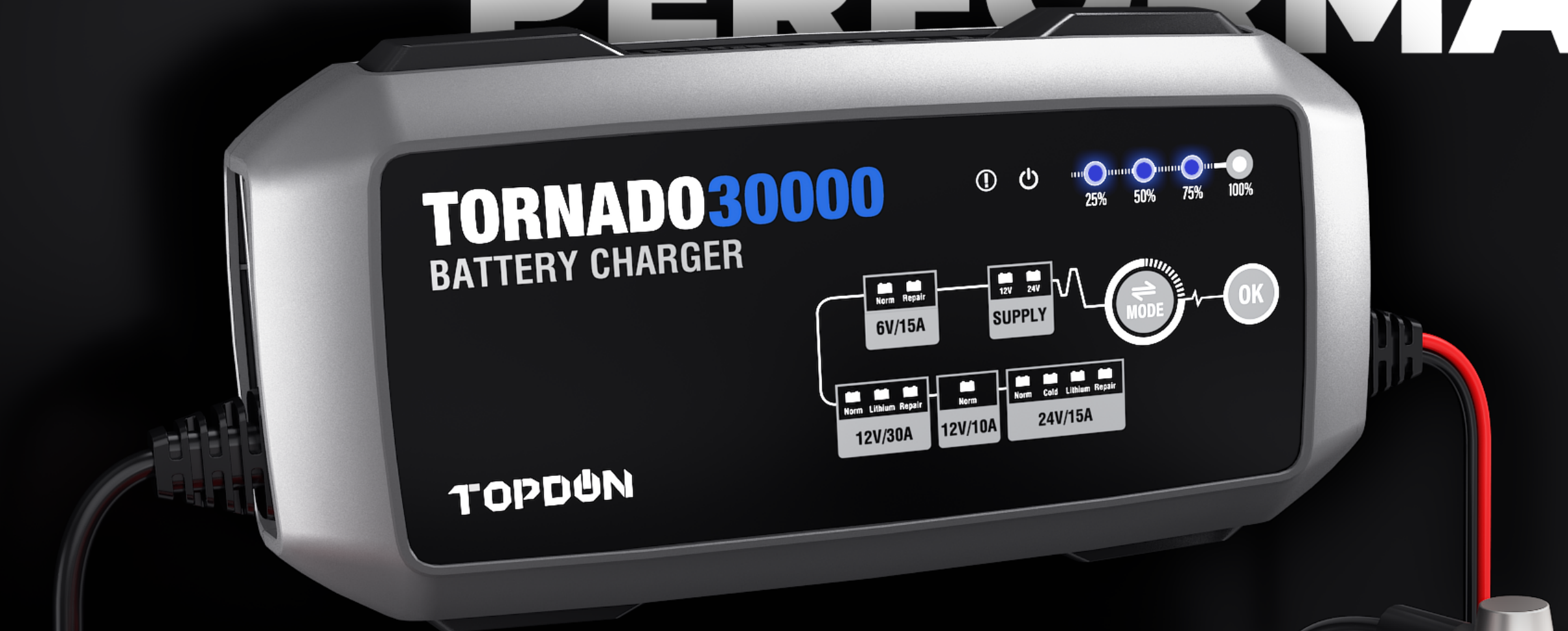
# ONE CHARGER DOES IT ALL



**TOPDON<sup>®</sup>**

Supporting 6V, 12V, and 24V batteries, this charger is suitable for multiple battery types, including AGM, LI WET, GEL, MF CAL, and EFB! The T30000 offers 3 charging currents of 30A, 15A, and 10A.

# POWERFUL AND EFFICIENT PERFORMANCE FOR THE UNEXPECTED




**TOPDON®**

Always be equipped for the job with 12 charging modes for any situation. This powerful device is even capable of charging several batteries simultaneously!

TOPDON®

# WORK IN ANY CLIMATE



Built-in temperature sensors and fan cooling protects the Tornado 30000 and automatically changes the charging power according to the temperature.

\*working temperature:-10°C~40°C (14°F~104°F)

# EVEN MORE PROTECTION



Reverse Polarities

Overheating

Reverse Charges

Short-Circuits

Over-Voltages

The Tornado 30000 protects your batteries against: reverse polarities, reverse charges, short-circuits, overheating, and over-voltages. Safe to use every day, its heavy-duty housing is ABS flame retardant, and even prevents sparks! Be ready for anything life throws at you with the Tornado 30000


# THE TORNADO 30000 IS IDEAL FOR



Used Car Dealerships



Professional Mechanics



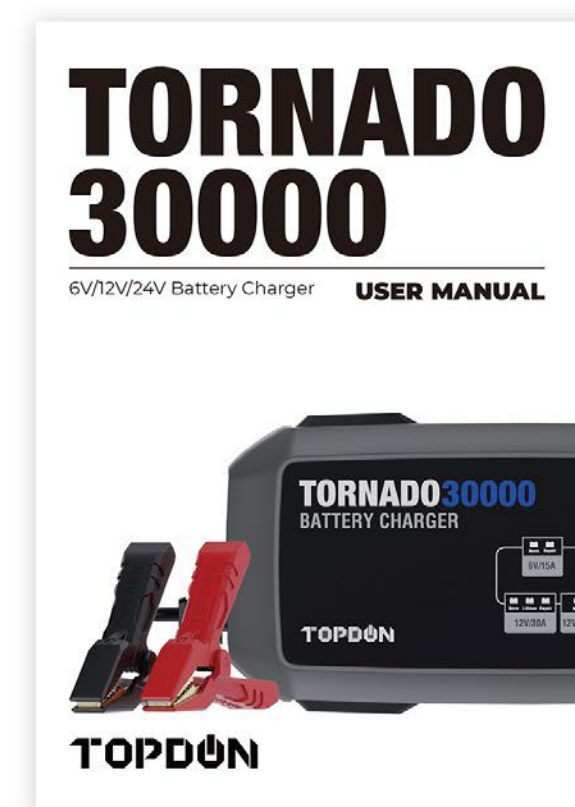
DIY Community

# WHAT'S IN THE BOX?



**TOPDON®**

- Tornado 30000
- User Manual
- Battery Clamp



<p style="text-align: center;">MODEL</p> <p style="text-align: center;">SPECIFICATIONS</p>	<p style="text-align: center;">T4000</p> 	<p style="text-align: center;">TB8000</p> 	<p style="text-align: center;">Tornado 30000</p> 	<p style="text-align: center;">Tornado 90000</p> 
<p style="text-align: center;">INPUT VOLTAGE</p>	<p style="text-align: center;">100—240V</p>	<p style="text-align: center;">100—240V</p>	<p style="text-align: center;">100—240V</p>	<p style="text-align: center;">US100-120V EU200-240V</p>
<p style="text-align: center;">OUTPUT CURRENT</p>	<p style="text-align: center;">12V4A</p>	<p style="text-align: center;">12V8A 6V8A 12V3A</p>	<p style="text-align: center;">12V30A 24V15A 6V15A 12V10A</p>	<p style="text-align: center;">12V10A—90A 24V10A—45A</p>
<p style="text-align: center;">POWER</p>	<p style="text-align: center;">64W</p>	<p style="text-align: center;">108W</p>	<p style="text-align: center;">360W</p>	<p style="text-align: center;">1500W</p>
<p style="text-align: center;">CHARGING MODE</p>	<p style="text-align: center;">12V4A(NORM/LI/COLD) 6V4A(NORM) 12V4A (Small NORM/Small Cold)</p>	<p style="text-align: center;">12V8A(NORM/LI/COLD) 12V8A(REP) 6V8A(NORM) 12V3A(Small NORM)</p>	<p style="text-align: center;">12V30A(NORM/LI/REP) 24V15A(NORM/COLD/LI/REP) 6V15A(NORM/REPAIR) SUPPLY 12V30A/24V15A 12V10A (NORM)</p>	<p style="text-align: center;">12V/24V Mode: SUP/NORM/COLD/BOOST/ REP/AGM</p>
<p style="text-align: center;">APPLICABLE BATTERIES</p>	<p style="text-align: center;">15-120Ah</p>	<p style="text-align: center;">15-260Ah</p>	<p style="text-align: center;">50-1000Ah</p>	<p style="text-align: center;">20-2800Ah</p>
<p style="text-align: center;">CHARGING METHOD</p>	<p style="text-align: center;">9 Step Smart Charging</p>	<p style="text-align: center;">9 Step Smart Charging</p>	<p style="text-align: center;">9 Step Smart Charging</p>	<p style="text-align: center;">9 Step Smart Charging</p>
<p style="text-align: center;">CLAMP LENGTH</p>	<p style="text-align: center;">Positive AWG18#, SR1.9+Positive 0.6m Negative AWG18#, SR1.9+Positive0.6m</p>	<p style="text-align: center;">Positive AWG14# , 1.8m Negative AWG14# , 1.8m</p>	<p style="text-align: center;">Positive AWG10# , 2.2m Negative AWG10# , 2.2m</p>	<p style="text-align: center;">Positive AWG4# , 2.2m Negative AWG4# , 2.2m</p>
<p style="text-align: center;">APPLICABLE BATTERY TYPE</p>	<p style="text-align: center;">LI、WET、GEL、MF、 CAL、EFB、AGM</p>	<p style="text-align: center;">LI、WET、GEL、MF、 CAL、EFB、AGM</p>	<p style="text-align: center;">LI、WET、GEL、MF、 CAL、EFB、AGM</p>	<p style="text-align: center;">WET,GEL,MF,CAL,VRLA, EFB,AGM</p>
<p style="text-align: center;">PROTECTION RATING</p>	<p style="text-align: center;">IP65 Natural cooling</p>	<p style="text-align: center;">IP65 Natural cooling</p>	<p style="text-align: center;">IP20 Fan cooled</p>	<p style="text-align: center;">IP20 Fan cooled</p>

# FAQs

---

**Q** How to select the charging mode?

**A**

- Please select the charging mode according to the battery's type and capacity. We recommend that the current value should not be greater than 20% of the battery's capacity value. For example: for a 100Ah battery, the current shouldn't be greater than 20A.

---

**Q** Will the TORNADO 30000 stop charging automatically once the battery is fully charged?

**A**

- Yes. The TORNADO 30000 adopts a 9-step smart charging system. When the battery is fully charged, it will automatically stop charging. If you leave the battery connected to the tool, the T30000 will keep monitoring the battery's status and will automatically start charging again when the voltage falls below its target threshold.



---

**Q** Can the TORNADO 30000 charge multiple batteries simultaneously?

**A**

- Yes. The Tornado 30000 gives you the versatility of connecting multiple batteries in series or parallel, depending on voltage. If you have questions about how to properly connect them, consult the battery's manufacturer or contact our official technical support for help.

---

**Q** Which modes adopt the 9-step smart charging?

**A**

- The NORM and COLD modes.

---

**Q** Is the REPAIR mode applicable to all battery types?

**A**

- No. The Repair Mode cannot be used on lithium batteries. However, it is applicable to all types of lead-acid batteries.



---

**Q** Why won't some batteries work after being repaired?

**A** ▪ Once your battery's health has deteriorated past a certain point, it is increasingly difficult for the battery to hold its charge. We only recommend using the Repair Mode on batteries with SOH (State of Health) above 40%.

---

**Q** Why can't some batteries be charged?

**A** ▪ This depends on the variety of factors that affect the battery's voltage and state of health. Make sure to gauge your battery's voltage. For example, a 12V battery with a voltage lower than 8.5V is damaged and can be charged by the Repair mode.



# CONTACT US FOR MORE DETAILS

**TOPDON®**

www.topdon.com

sales@topdon.com

support@topdon.com

Social Media: @topdonofficial

+1-833-629-4832 (North America)

+86-755-21612590 (HQ Headquarters)

## CHINA TOPDON HQ

Unit 2005 20/F, No.3040 xinghai Avenue,  
Qianhai Shimao Tower, Qianhai Shenzhen-Hongkong  
Cooperation Zone, Shenzhen, PR, China 518000

## USA TOPDON HQ

400 Commons Way, Suite A  
Rockaway, NJ 07856

