

West Marine® Illuminated Switch Panel

PN 11861531 4 Position

PN 11861549 6 Position

PN 11861556 4 Position with 12V sockets

WARNING: Disconnect all battery connections before beginning the installation. Mount in a dry location. Do not mount where flammable vapors may accumulate. (examples include engine room and propane locker)

Specifications

Operating voltage:	12V DC Nominal
Maximum total continuous current:	45A
Circuit breaker rating:	15A
Required ring terminal:	#10
Circuit breaker positive load terminal:	.25" Male quick connect
Maximum terminal stud torque:	20 in-lb
Maximum mounting screw torque:	10 in-lb

TO RESET A CIRCUIT BREAKER

Press switch to "OFF" first and then press switch to "ON".

West Marine

500 Westridge Drive

Watsonville, CA 95076 USA

1-800-BOATING

www.westmarine.com

West Marine® Illuminated Switch Panel

PN 11861531 4 Position

PN 11861549 6 Position

PN 11861556 4 Position with 12V sockets

WARNING: Disconnect all battery connections before beginning the installation. Mount in a dry location. Do not mount where flammable vapors may accumulate. (examples include engine room and propane locker)

Specifications

Operating voltage:	12V DC Nominal
Maximum total continuous current:	45A
Circuit breaker rating:	15A
Required ring terminal:	#10
Circuit breaker positive load terminal:	.25" Male quick connect
Maximum terminal stud torque:	20 in-lb
Maximum mounting screw torque:	10 in-lb

TO RESET A CIRCUIT BREAKER

Press switch to "OFF" first and then press switch to "ON".

West Marine

500 Westridge Drive

Watsonville, CA 95076 USA

1-800-BOATING

www.westmarine.com

West Marine® Illuminated Switch Panel

PN 11861531 4 Position

PN 11861549 6 Position

PN 11861556 4 Position with 12V sockets

WARNING: Disconnect all battery connections before beginning the installation. Mount in a dry location. Do not mount where flammable vapors may accumulate. (examples include engine room and propane locker)

Specifications

Operating voltage:	12V DC Nominal
Maximum total continuous current:	45A
Circuit breaker rating:	15A
Required ring terminal:	#10
Circuit breaker positive load terminal:	.25" Male quick connect
Maximum terminal stud torque:	20 in-lb
Maximum mounting screw torque:	10 in-lb

TO RESET A CIRCUIT BREAKER

Press switch to "OFF" first and then press switch to "ON".

West Marine

500 Westridge Drive

Watsonville, CA 95076 USA

1-800-BOATING

www.westmarine.com

West Marine® Illuminated Switch Panel

PN 11861531 4 Position

PN 11861549 6 Position

PN 11861556 4 Position with 12V sockets

WARNING: Disconnect all battery connections before beginning the installation. Mount in a dry location. Do not mount where flammable vapors may accumulate. (examples include engine room and propane locker)

Specifications

Operating voltage:	12V DC Nominal
Maximum total continuous current:	45A
Circuit breaker rating:	15A
Required ring terminal:	#10
Circuit breaker positive load terminal:	.25" Male quick connect
Maximum terminal stud torque:	20 in-lb
Maximum mounting screw torque:	10 in-lb

TO RESET A CIRCUIT BREAKER

Press switch to "OFF" first and then press switch to "ON".

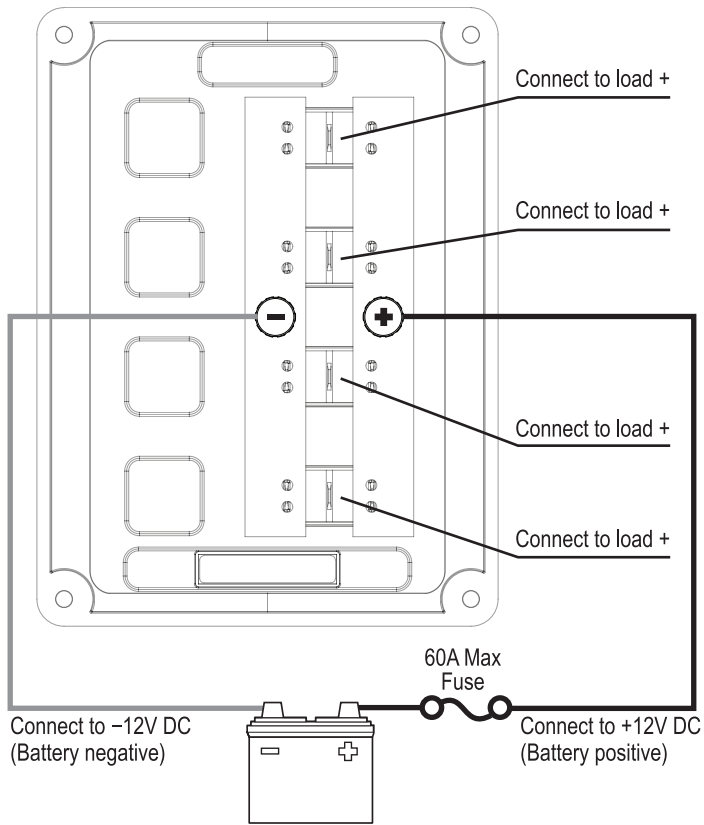
West Marine

500 Westridge Drive

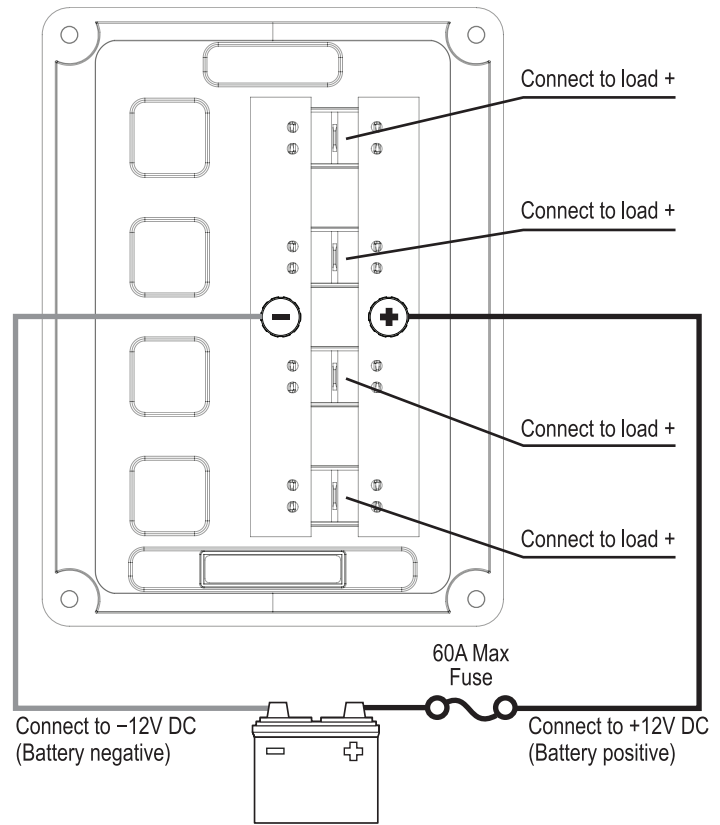
Watsonville, CA 95076 USA

1-800-BOATING

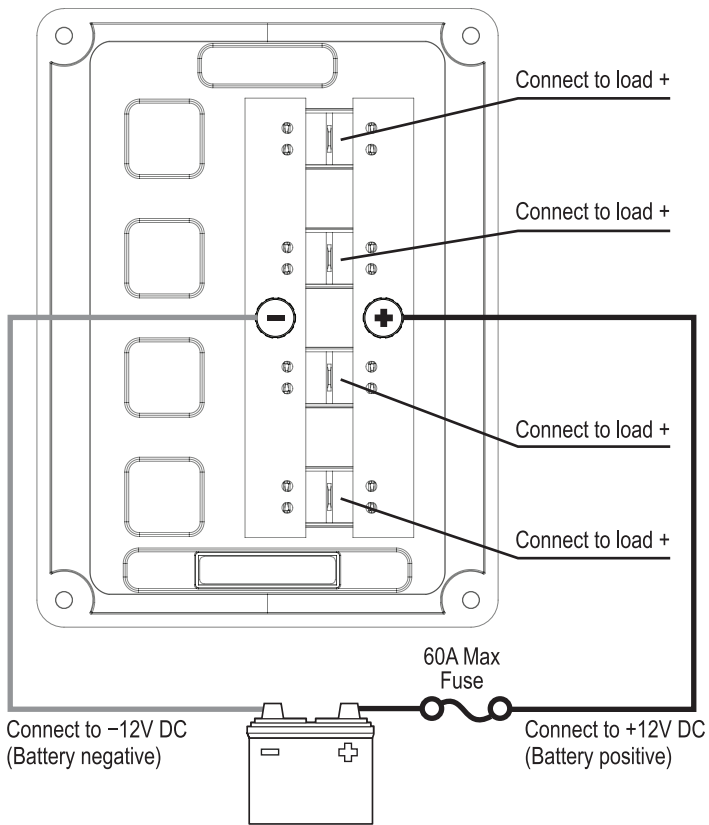
www.westmarine.com



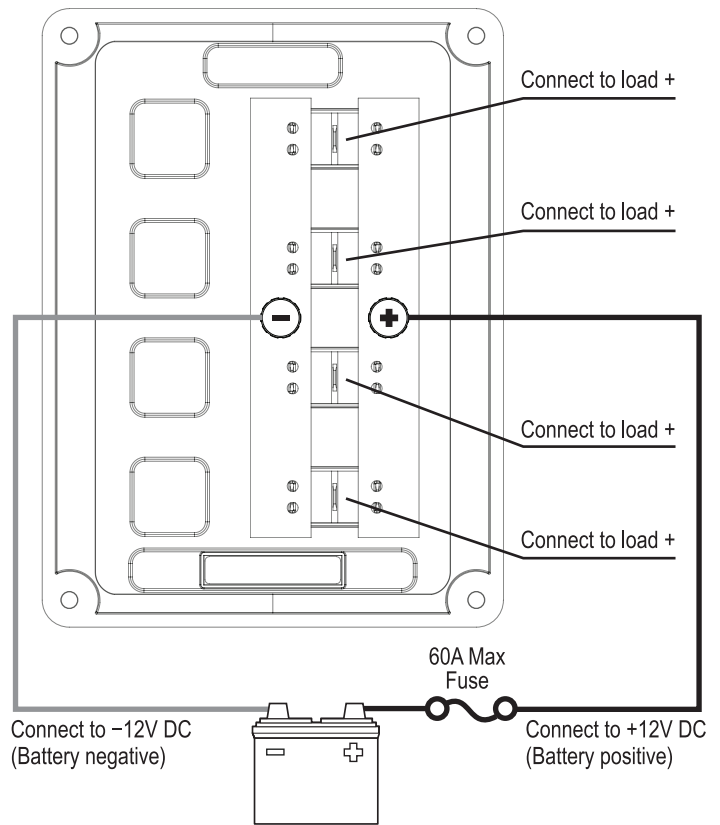
LOAD = Any appliance consuming power, i.e... stereo, lights, horn, etc.
 PN 11861531 shown for reference.
 Connections for other products referenced in these instructions are identical.



LOAD = Any appliance consuming power, i.e... stereo, lights, horn, etc.
 PN 11861531 shown for reference.
 Connections for other products referenced in these instructions are identical.



LOAD = Any appliance consuming power, i.e... stereo, lights, horn, etc.
 PN 11861531 shown for reference.
 Connections for other products referenced in these instructions are identical.



LOAD = Any appliance consuming power, i.e... stereo, lights, horn, etc.
 PN 11861531 shown for reference.
 Connections for other products referenced in these instructions are identical.