

Specification

Nominal Voltage	12 volts		
Nominal Capacity	77° F (25° C)		
20-hr. (3.75A)	75.0 Ah		
10-hr. (6.98A)	69.8 Ah		
5-hr. (12.8Ah)	63.8 Ah		
1-hr. (45.0Ah)	45.0 Ah		
Approximate Weight	55.3 lbs (25 kgs)		
Internal Resistance (approx.)	8 mΩ		
Shelf Life (% of normal capacity at 77° F (25° C))			
3 Months	6 Months	12 Months	
91%	82%	64%	
Temperature Dependency of Capacity (20 hour rate)			
104° F	77° F	32° F	5° F
102%	100%	85%	65%
AGM Operational Temperature			
Charge	32° F to 104° F (0° C to 40° C)		
Discharge	5° F to 113° F (-15° C to 45° C)		
AGM Storage Temperature	5° F to 104° F (-15° C to 40° C)		
Recharge Cycles @ 50%	More than 600 cycles		
Marine Cranking Amp Rating	800 Amps		
Cold Cranking Amp Rating	525 Amps		
Reserve Capacity Rating	135 Min.		



Charge Method (Constant Voltage)

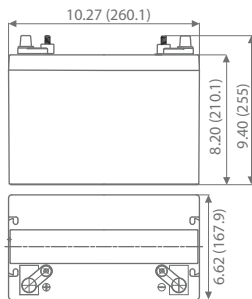
Cycle Use (Repeating Use)

Initial Current	22.5 A or smaller
Control Voltage	14.6 - 14.8 V

Float Use

Control Voltage	13.6 - 13.8 V
-----------------	---------------

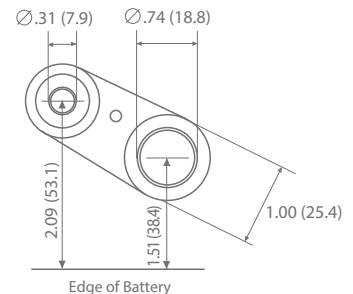
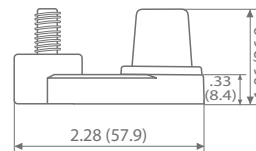
Physical Dimensions: in (mm)



L: 10.3 in (261.6 mm)
W: 6.61 in (167.9 mm)
H: 8.26 in (209.8 mm)
TH: 9.33 in (237 mm)
Tolerances are +/- 0.04 in. (+/- 1mm) and +/- 0.08 in. (+/- 2mm) for height dimensions. All data subject to change without notice.

Terminals

Marine Combo Post



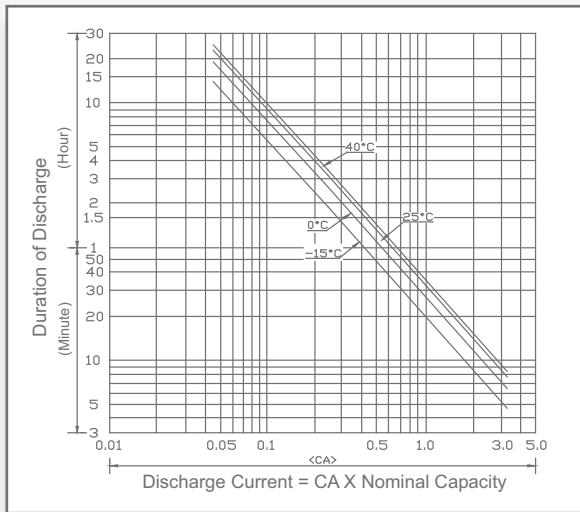
Constant Current Discharge Characteristics Unit:A (25°C, 77°F)

F.V/Time	5MIN	10MIN	15MIN	30MIN	1HR	2HR	3HR	4HR	5HR	8HR	10HR	20HR
9.60V	259.0	189.0	133.0	81.0	42.0	25.0	18.0	14.0	11.6	8.1	7.4	4.0
10.20V	228.0	172.0	119.0	76.3	39.5	23.4	17.5	13.7	11.3	8.0	7.2	3.9
10.50V	220.0	164.0	112.0	74.0	38.0	22.8	17.1	13.4	11.2	7.9	7.0	3.8
10.80V	211.0	155.0	105.0	72.0	37.0	22.3	16.7	13.2	10.9	7.7	7.0	3.8
11.10V	203.0	147.0	98.0	70.0	36.0	21.7	16.1	12.8	10.6	7.5	6.7	3.6

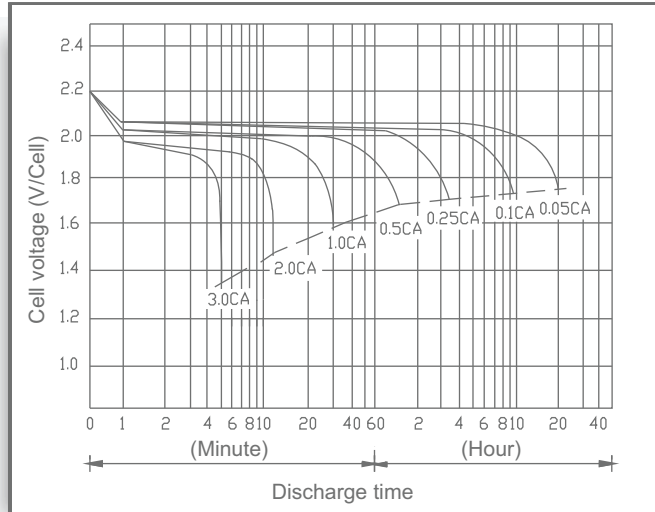
Constant Power Discharge Characteristics Unit:W (25°C, 77°F)

F.V/Time	5MIN	10MIN	15MIN	30MIN	1HR	2HR	3HR	4HR	5HR	8HR	10HR	20HR
9.60V	2750.0	2007.0	1412.0	855.0	486.0	284.0	208.0	162.0	134.0	94.0	85.0	46.0
10.20V	2566.0	1911.0	1321.0	847.0	457.0	271.0	203.0	158.0	131.0	92.0	83.0	44.8
10.50V	2493.0	1857.0	1270.0	841.0	443.0	264.0	198.0	156.0	130.0	92.0	82.0	44.3
10.80V	2461.0	1809.0	1222.0	839.0	430.0	259.0	194.0	152.0	127.0	90.0	81.0	44.0
11.10V	2416.0	1749.0	1166.0	833.0	425.0	258.0	192.0	152.0	127.0	89.0	79.0	42.7

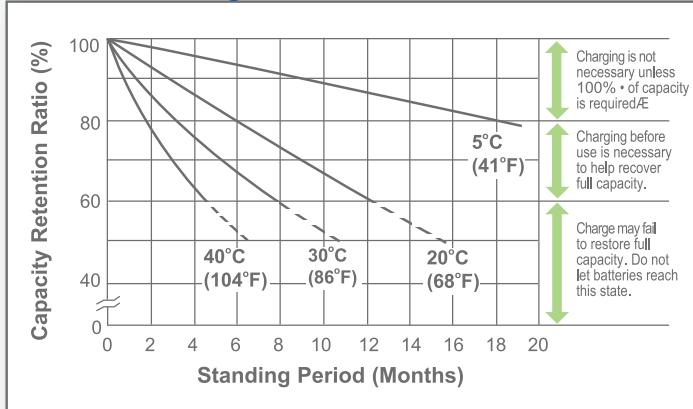
Discharge Time vs. Discharge Current



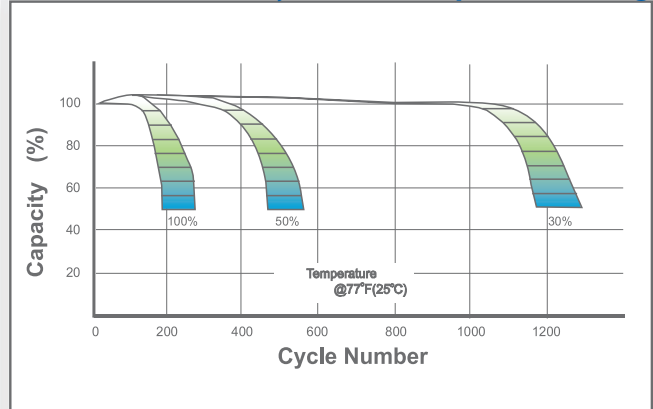
Discharge Characteristics



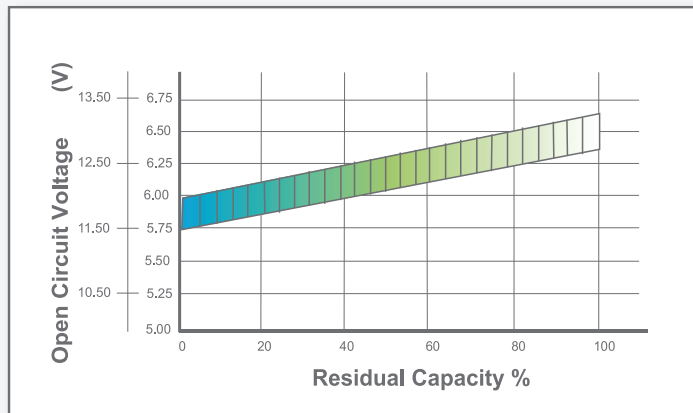
Shelf Life & Storage



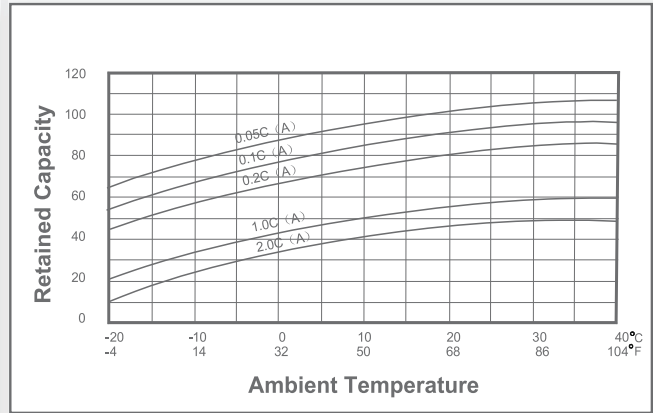
Cycle Life vs Depth of Discharge



Open Circuit Voltage vs Residual Capacity



Effect of Temperature on Capacity



Application	Charge Voltage(V/Cell)			Max.Charge Current
	Temperature	Set Point	Allowable Range	
Cycle Use	25°C(77°F)	2.45	2.43~2.47	0.30C
Standby	25°C(77°F)	2.28	2.27~2.30	

Final Discharge Voltage V/Cell	1.75	1.70	1.60	1.30
Discharge Current(A)	0.2C>(A)	0.2C<(A)<0.5C	0.5C<(A)<1.0C	(A)>1.0C