

# CHARGEPRO™

## ON-BOARD MARINE BATTERY CHARGERS

**NEW**

### Guest On-Board Battery Chargers

For 12, 24, 36 and 48 volt systems (model specific)

Guest On-Board battery chargers have been redesigned from the inside out to provide optimum performance. Our newest generation On-Board Marine battery chargers include leading advancements in digital charging technology and waterproof design/construction. Designed to maximize individual battery performance, extend battery life and show battery status better than ever before.

Every Guest charger has dedicated battery charging, sensing and control per bank. The easy to read graphics indicate the status of each battery bank through the charging process.

ChargePro's low profile flangeless extruded aluminum housing is sealed by gaskets with heavy duty end caps for 100% waterproof performance to IP67. This new construction design delivers an increase in charging and thermal management performance. The new ChargePro Series is up to 40% lighter while increasing durability and ease of installation over prior generations of older technology epoxy filled plastic body chargers.

- All high frequency, digital charging technology
- Microprocessor and software control for precision, fully automatic 5-stage performance charging
- Fully automatic 5-stage performance charging
- Dedicated battery charging, sensing and control per bank
- Expanded LED charge status monitor
- Wiring and battery fault detection
- Auto-maintain energy saver mode
- Up to 40% lighter
- 100% Waterproof (IP67) and shock resistant for all fresh and saltwater applications
- All models are pre-wired for easy installation
- For all 12 volt flooded and AGM lead acid batteries
- Built-in safety: reverse polarity, over-current, over-voltage, over-temperature and ignition protection. In-line fuses for maximum DC wire protection.
- 2 year warranty



2708A



2711A



2713A




Expanded LED Display



Battery fault detection LEDs



Heavy-Duty strain reliefs



In-line safety fuses



Certified to:  
UL STD 1236  
CSA C22.2 No. 107.2  
FCC Class B

IP67



Designed and  
Constructed to:



Setting Standards for Safer Boating

# CHARGEPRO™


## Guest ChargePro™ Series Selection ChargePro 5A to 20A Models



Part #	2708A	2707A	2710A	2711A	2713A	2720A
Input Volts	90-135V AC 50/60Hz	90-135V AC 50/60Hz	90-135V AC 50/60Hz	90-135V AC 50/60Hz	90-135V AC 50/60Hz	90-135V AC 50/60Hz
DC System Voltage	12	12/24	12	12/24	12/24/36	12/24
Banks	1	2	1	2	3	2
Amps	5	4/4	10	5/5	5/5/5	10/10
Amps Per Bank	5	4	10	5	5	10
AC and Cord Length	6'	6'	6'	6'	6'	6'
Size (W x H x L)	7.5" x 2.4" x 7.2"	7.5" x 2.4" x 9.0"	7.5" x 2.4" x 9.0"	7.5" x 2.4" x 9.0"	7.5" x 2.4" x 12.9"	7.5" x 2.4" x 12.9"
Weight (lbs)	3.2	4.5	4.2	4.7	6.7	6.6

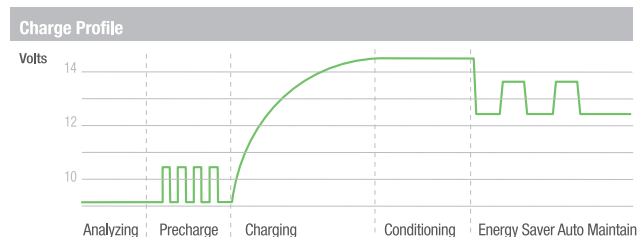
## ChargePro 30A and 40A Models

Designed for demanding 12, 24, 36 and 48 volt battery systems requiring 10 amps per battery for the fastest charge times.



Part #	2731A	2740A
Input Volts	90-135V AC 50/60Hz	90-135V AC 50/60Hz
DC System Voltage	12/24/36	12/24/36/48
Banks	3	4
Amps	10/10/10	10/10/10/10
Amps Per Bank	10	10
AC and Cord Length	6'	6'
Size (W x H x L)	9.0" x 4.1" x 8.7"	9.0" x 4.1" x 8.7"
Weight (lbs)	8.0	8.5

## Fully Automatic Multi-Stage Performance Charging Overview



**ChargePro's 5-Stage Performance Charging algorithm is fully automatic and designed to maximize battery performance and extend battery life.**

**Stage 1 - Analyze Mode:** AC Power is applied. ChargePro's red Charging LED will flash indicating it is analyzing individual wiring connections for proper connection/polarity and that each battery is over 4.0V DC and capable of accepting a precharge. When completed any errors will trip a battery specific red fault LED, or if no faults are present the red Charge LED will illuminate solid red.

**Stage 2 - Precharge Mode:** For batteries under 10 volts, this mode is designed to pulse the battery up to 10 volts before accepting full rated constant current (Stage3). During this mode the red charging LED will be illuminated with a solid on.

**Stage 3 - Charging Mode Constant Current:** During this mode the red charging LED will be illuminated with a solid on indicating each battery is being charge in constant current mode as controlled by temperature until the battery voltage is raised to a precise 14.6 volts DC and the red Charging LED will shut off.

**Stage 4 - Conditioning Mode Constant Voltage:** During this mode the amber Conditioning charging LED will be solid on indicating each battery is being conditioned at 14.6 volts for up to 3 hours until the battery is fully charged. Followed by the amber LED turning off while the charger enters into Stage 5.

**Stage 5 - Auto Maintain Mode** During this mode the blue AC Power and green Auto Maintain LED will be solid on indicating each battery is being monitored while the charger is in standby mode consuming little to no power until the battery drops under 12.8 volts (fully charged) and the charger will turn on and auto maintain the battery in a fully charged state. This is fully automatic and safe for short and long term storage.