



OWNER'S GUIDE

# IMPORTANT

## READ THIS IMPORTANT INFORMATION BEFORE USING YOUR STAND-UP PADDLEBOARD

DISREGARDING ANY OF THE SAFETY PRECAUTIONS AND INSTRUCTIONS CONTAINED IN THE OWNER'S MANUAL AND/OR ON THE PRODUCT MAY RESULT IN INJURY, INCLUDING THE POSSIBILITY OF DEATH.

- JIMMY STYKS™ SCOUT EXTREME HAS A RECOMMENDED WEIGHT CAPACITY OF 230 LBS. BASED ON A NOVICE SKILL LEVEL. FOR MORE INFORMATION REGARDING WEIGHT VS. SKILL LEVEL, VISIT [WWW.JIMMYSTYKS.COM](http://WWW.JIMMYSTYKS.COM).
- ALWAYS WEAR A COAST GUARD APPROVED PERSONAL FLOTATION DEVICE (PFD).
- NEVER GO PADDLEBOARDING IN SEVERE WEATHER OR WATER CONDITIONS THAT MIGHT AFFECT YOUR ABILITY TO STEER THE BOARD OR RETURN TO SHORE.
- NEVER ALLOW MINORS TO USE THIS BOARD WITHOUT ADULT SUPERVISION.
- NEVER CONSUME ALCOHOL OR ANY OTHER SUBSTANCES THAT MAY IMPAIR YOUR COORDINATION, JUDGEMENT, OR ABILITY TO SAFELY PADDLE THE BOARD.
- NEVER USE THIS BOARD BEYOND YOUR SKILLS OR ABILITY.
- NEVER USE THIS PRODUCT AFTER SUNSET, BEFORE DAWN OR AT ANY TIME IN POOR LIGHTING.
- CHECK LOCAL LAWS AND REGULATIONS REGARDING PROPER AND SAFE USE OF THIS PRODUCT.
- NEVER LEAVE BOARD EXPOSED TO DIRECT SUNLIGHT WHEN OUT OF THE WATER.
- DO NOT STORE PADDLEBOARD IN A WET BOARD BAG FOR EXTENDED PERIODS OF TIME.
- DO NOT LEAVE BOARD IN BAG UNDER DIRECT SUNLIGHT.
- REGISTER YOUR JIMMY STYKS™ PADDLEBOARD ONLINE TO ACTIVATE PRODUCT WARRANTY.

FOR WARRANTY INFORMATION, PARTS/ACCESSORIES, CALL  
1-800-370-0745 OR CONTACT US THROUGH OUR WEB SITE,  
[WWW.JIMMYSTYKS.COM](http://WWW.JIMMYSTYKS.COM)

# TABLE OF CONTENTS

## SECTION 1:

JIMMY STYKS™ SCOUT EXTREME OVERVIEW ..... PAGES 4 - 5

## SECTION 2:

CARE AND MAINTENANCE ..... PAGES 6 - 7

## SECTION 3:

JIMMY STYKS™ FINS ..... PAGES 8 - 9

## SECTION 4:

JIMMY STYKS™ ADJUSTABLE PADDLES ..... PAGES 10 - 11

## SECTION 5:

JIMMY STYKS™ LEASH ..... PAGE 12

## SECTION 6:

TRANSPORTATION TIPS ..... PAGE 13

SAFETY GUIDELINES ..... PAGE 14

LIMITED WARRANTY INFORMATION ..... PAGE 15

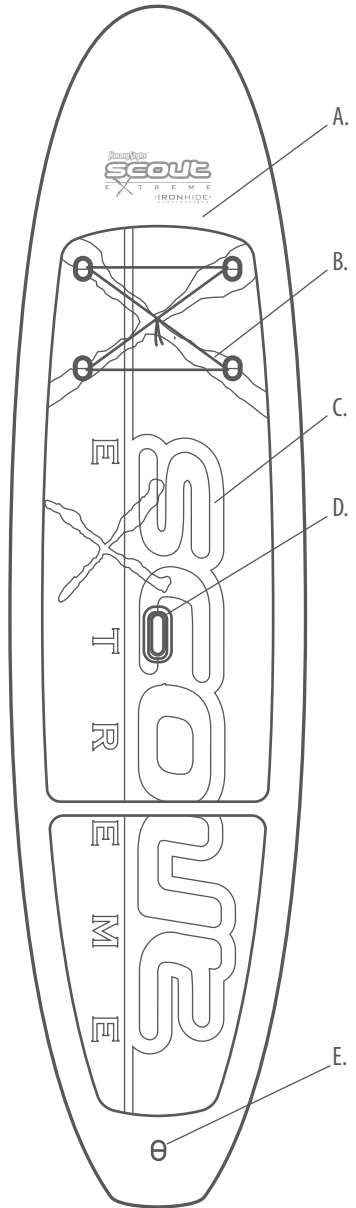
**JimmyStyks.com**

QUESTIONS/COMMENTS:  
**1-800-370-0745**

# JIMMY STYKS™ SCOUT EXTREME OVERVIEW SECTION 1

## Jimmy Styks™ IRONHIDE® SERIES

As the popularity of stand up paddleboarding continues to venture into some of the most remote corners of the world, so does the need for a strong, durable board that can survive the journey. The IRONHIDE SERIES is our answer to that demand. Constructed of a sturdy polyurethane core encased in shatter-resistant polyethylene, the JIMMY STYKS™ IRONHIDE SERIES can take a serious beating. Our IRONHIDE products are virtually impervious to dings, cracks and other damages that are commonplace among traditional epoxy sups. The exceptional durability of our IRONHIDE products are an excellent choice for rugged environments, crowded waterways, rentals, first time paddlers and children.

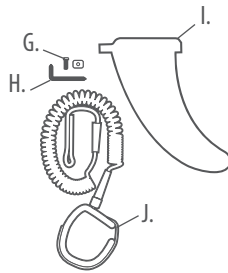



FOR WARRANTY INFORMATION, PARTS/ACCESSORIES, CALL  
1-800-370-0745 OR CONTACT US THROUGH OUR WEB SITE,  
[WWW.JIMMYSTYKS.COM](http://WWW.JIMMYSTYKS.COM)

Jimmy Styks™  
**SCOUT**  
E X T R E M E

10'10" x 32" x 4.625"

- A. STAND-UP PADDLEBOARD
- B. BUNGEE TIES
- C. TRACTION PAD
- D. CARRY HANDLE
- E. LEASH PLUG
- F. FIN BOX
- G. FIN SCREW AND PLATE
- H. FIN KEY
- I. STABILIZER FIN
- J. LEASH
- K. ADJUSTABLE PADDLE



PACKAGED ITEMS MAY VARY BY RETAILER

**JimmyStyks.com**

QUESTIONS/COMMENTS:  
**1-800-370-0745**



## **KEEP IN A WELL VENTILATED, SHADED AREA WHEN NOT IN USE.**

Direct sunlight can result in delamination of a board if left exposed for a period of time. Delamination is characterized by a separation of the board's core from the protective epoxy skin. Delamination is a damage that is not repairable and should be avoided at all costs. Keep your board in an area with good air flow and circulation. Leaving your board in a vehicle during the day (closed or open) elevates the risk for delamination.



## **LIMIT EXPOSURE OF DIRECT SUNLIGHT TO THE DECK-SIDE OF THE BOARD.**

While the benefits of a non-slip traction pad are obvious, they also increase the risk of overheating and delamination. While in use, water flowing over the deck helps to regulate surface temperature. But when the deck traction pad is dry, the effects of heat absorption are amplified when exposed to direct sunlight. If you must expose your board to direct sunlight during transport or temporary storage, it is safest to keep the white (bottom) facing up.



## **OVERHEATING YOUR PADDLEBOARD IS NOT COVERED BY THE MANUFACTURER'S WARRANTY!**

---

FOR WARRANTY INFORMATION, PARTS/ACCESSORIES, CALL  
1-800-370-0745 OR CONTACT US THROUGH OUR WEB SITE,  
[WWW.JIMMYSTYKS.COM](http://WWW.JIMMYSTYKS.COM)



## DO NOT STORE YOUR BOARD IN A BOARD BAG FOR EXTENDED PERIODS OF TIME.

Board bags are intended for transportation protection, not full time storage. Prolonged storage of a wet board in a wet board bag will have adverse effects on the finish of your board, leading to the possibility of mold, and osmotic blisters. Storing your board in a board bag is not the same as placing it in the shade. Board bags will collect heat and potentially overheat your board.



## RINSE SAND AND SALTWATER DEPOSITS FROM YOUR BOARD AFTER USE.

Sun, sand and saltwater will degrade any man-made material over time. Rinse off sand and saltwater deposits from your paddleboard with fresh water and store in a cool, dry environment after each use.



## INSPECT YOUR BOARD FOR DINGS AND CRACKS BEFORE AND AFTER EACH USE.

To prevent your board from becoming waterlogged (heaviness and drag as a result of water absorption), regularly inspect the exterior for dings and cracks. If you spot a crack, patching with epoxy is the preferred method of repair. Jimmy Styks™ boards use minimal colored paints/decals in areas prone to damage so repairs can be made with minimal aesthetic disruption.

---

**JimmyStyks.com**

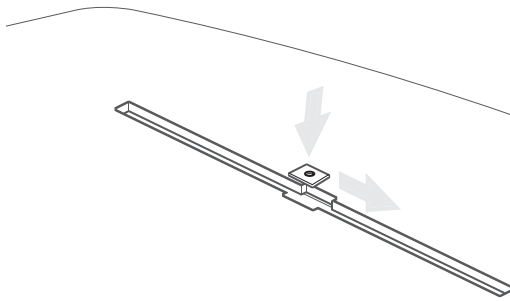
QUESTIONS/COMMENTS:  
**1-800-370-0745**

## **STABILIZER FIN INSTALLATION/REMOVAL**

Keep your fins in good condition by removing them after each use. Damage to the fin incurred while attached to the paddleboard may result in severe damage to the fin box, the watertight skin and the foam core. Attach the fin firmly before you go riding.

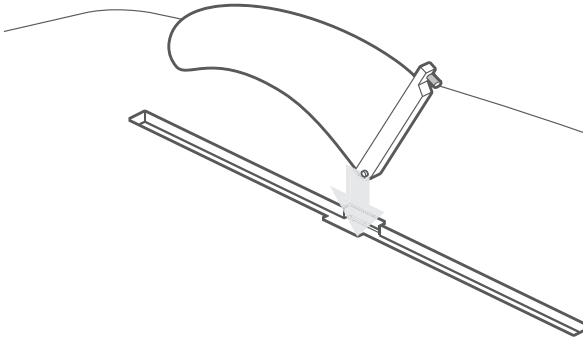
### **STEP 1**

**INSERT SCREW PLATE INTO FIN BOX SLOT AND SLIDE PLATE FORWARD**



### **STEP 2**

**INSERT FIN INTO FIN BOX SLOT**



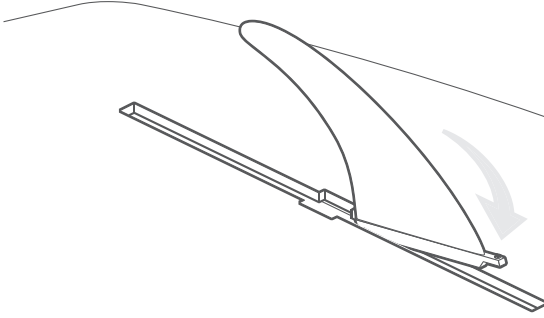
---

**FOR WARRANTY INFORMATION, PARTS/ACCESSORIES, CALL  
1-800-370-0745 OR CONTACT US THROUGH OUR WEB SITE,  
WWW.JIMMYSTYKS.COM**

---

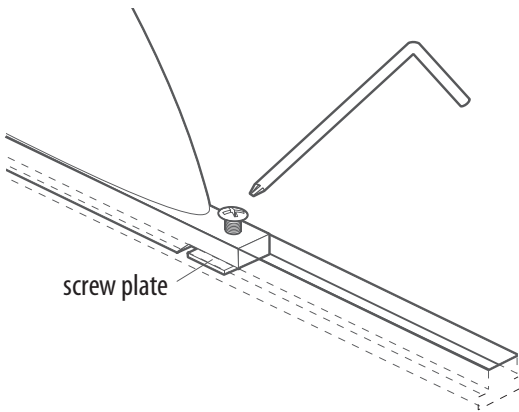
## STEP 3

ROTATE FIN FORWARD AND ALIGN FIN SCREW WITH SCREW PLATE



## STEP 4

LOOSELY TURN FIN SCREW INTO SCREW PLATE



## STEP 5

ADJUST FIN TO DESIRED POSITION AND TIGHTEN FIN SCREW.

## REMOVAL PROCEDURE

REVERSE STEPS 5 THROUGH 1.

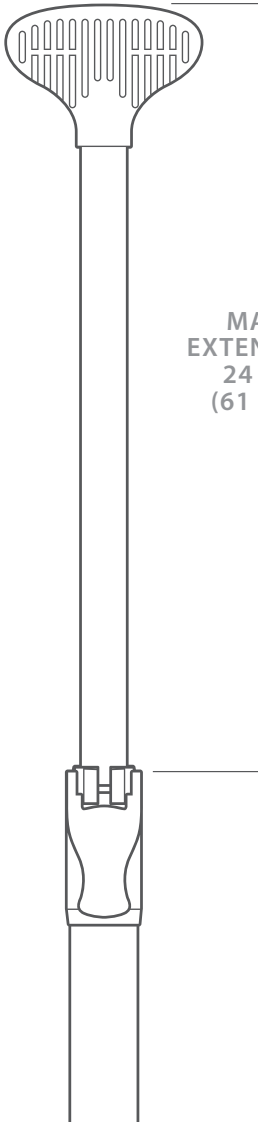
---

**JimmyStyks.com**

QUESTIONS/COMMENTS:  
**1-800-370-0745**

# JIMMY STYKS™ ADJUSTABLE PADDLES

## SECTION 4



MAX.  
EXTENSION  
24 IN.  
(61 CM)



### DO NOT EXTEND UPPER SHAFT BEYOND 24 IN (61CM).

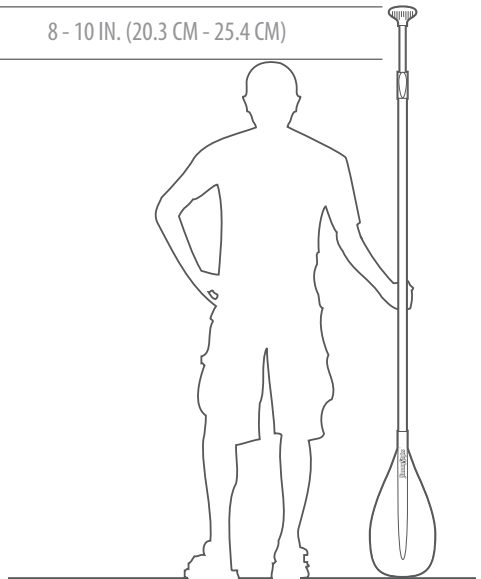
Extending beyond the maximum extension limit can result in permanent damage to the adjustment clip while paddling.

We recommend paddle to be rinsed with fresh water after every use and upper shaft removed for drying.

Do not leave exposed to direct sunlight for prolonged periods. The sun can damage the epoxy and finish of the paddle.

### PROPER HEIGHT ADJUSTMENT FOR JS ADJUSTABLE PADDLES

8 - 10 IN. (20.3 CM - 25.4 CM)




FOR WARRANTY INFORMATION, PARTS/ACCESSORIES, CALL  
1-800-370-0745 OR CONTACT US THROUGH OUR WEB SITE,  
[WWW.JIMMYSTYKS.COM](http://WWW.JIMMYSTYKS.COM)

---

## FOR BEST RESULTS, LEARN TO USE THE PADDLE CORRECTLY.

Paddles have a FORWARD and BACK facing side. The ribbed side of the handle, adjustable lever and "JIMMY STYKS™" logo on the blade indicate the FORWARD facing side. Additionally, the blade should be in a FORWARD ANGLE (as shown below).

Proper paddle orientation while paddling will maximize stroke efficiency and move the greatest volume of water when paddling. By practicing proper paddling techniques, you will be able to paddle longer and farther while conserving energy.



---

**JimmyStyks.com**

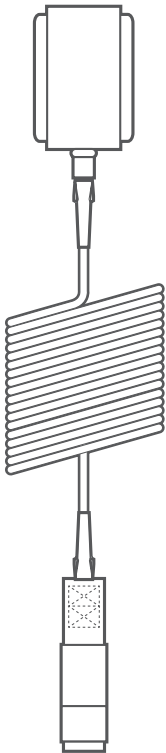
QUESTIONS/COMMENTS:  
**1-800-370-0745**

# JIMMY STYKS™ LEASH SECTION 5

## LEASH INSTALLATION

Jimmy Styks™ provides a leash to keep your board close while in the water and to prevent harming others with a “run-away” board. It is recommended that you remove your leash after use to prevent unintentional snagging. Wrapping a leash around board and fins may result in damage to the leash.

### LEASH




LEASH LOOP

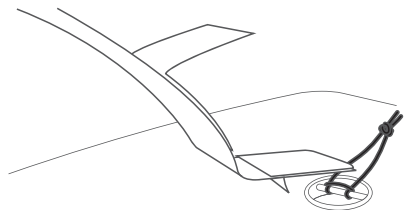
### STEP 1 PULL LEASH LOOP THROUGH EYELET.



### STEP 2 PULL KNOT THROUGH LOOP AND PULL TIGHT.



### STEP 3 OPEN VELCRO CUFF AND ATTACH LEASH TO LEASH LOOP.






FOR WARRANTY INFORMATION, PARTS/ACCESSORIES, CALL  
1-800-370-0745 OR CONTACT US THROUGH OUR WEB SITE,  
[WWW.JIMMYSTYKS.COM](http://WWW.JIMMYSTYKS.COM)



## WHEN STRAPPING TO ROOF, BOARD SHOULD BE BOTTOM SIDE UP.

When securing your paddleboard to the roof of a vehicle, always place the board bottom side up. Placing the board topside up will create wind drag and instability while driving. Placing board nose forward or tail forward are both acceptable means of transport .



OVER-TIGHTENING STRAPS MAY RESULT  
IN PRESSURE DINGS.



PADDED STRAPS ARE RECOMMENDED  
OVER NON-PADDED NYLON STRAPS.

## WATER SAFETY GUIDELINES

---



**ALWAYS WEAR A COAST GUARD APPROVED PERSONAL FLOTATION DEVICE (PFD).**



**NEVER GO PADDLE-BOARDING IN SEVERE WEATHER OR WATER CONDITIONS THAT MIGHT AFFECT YOUR ABILITY TO STEER THE BOARD OR RETURN TO SHORE.**



**NEVER ALLOW MINORS TO USE THIS BOARD WITHOUT ADULT SUPERVISION.**



**NEVER CONSUME ALCOHOL OR ANY OTHER SUBSTANCES THAT MAY IMPAIR YOUR COORDINATION, JUDGEMENT, OR ABILITY TO SAFELY PADDLE THE BOARD.**



**NEVER USE THIS BOARD BEYOND YOUR SKILLS OR ABILITY.**



**NEVER USE THIS PRODUCT AFTER SUNSET, BEFORE DAWN OR AT ANY TIME IN POOR LIGHTING.**



**CHECK LOCAL LAWS AND REGULATIONS REGARDING PROPER AND SAFE USE OF THIS PRODUCT.**

---

**FOR WARRANTY INFORMATION, PARTS/ACCESSORIES, CALL  
1-800-370-0745 OR CONTACT US THROUGH OUR WEB SITE,  
[WWW.JIMMYSTYKS.COM](http://WWW.JIMMYSTYKS.COM)**

## LIMITED LIFETIME WARRANTY

---

### JIMMY STYKS™ OFFERS A LIMITED 365 DAY WARRANTY AGAINST DEFECTS IN MATERIALS AND WORKMANSHIP.

#### TERMS OF WARRANTY:

Your Jimmy Styks™ product is guaranteed to be free of defects in material and workmanship for a period of no more than 365 days from the date of purchase. If the product does not conform to the warranty, Jimmy Styks™, at its discretion will issue a new, like new, or similar model product, excluding any shipping charges. Warranty extends to original purchaser only and is non-transferable. Sales receipt and original packaging materials are required.

#### WARRANTY:

Jimmy Styks™ will make every effort to produce boards to the highest quality and standards in the industry. We do quality checks in our factories in Asia and in our warehouses in North America in an effort to guarantee each board's quality before shipping. Because of the nature of surfing and paddleboarding we cannot warranty the performance of any board or shape for individual riders and varying levels of skills and abilities. Furthermore, we cannot guarantee against damage or breakage and cannot protect or warranty against circumstances outside of our control. In the event of a new board being removed from a box and not in good condition please contact the office for resolution. You will be asked for a copy of your sales receipt and photos of the damage in question, as well as original packaging material to verify if damage was due to shipping. If it is deemed a manufacturing or material flaw, we will issue an RMA number. This number along with the damaged product will need to be returned to the closest warehouse (Vancouver or Huntington Beach) at customer's expense. Upon physical review, Jimmy Styks™ will make its final determination as to the nature of the damage or flaw and issue a replacement product (model depends on availability), or store credit. Shipping will be the responsibility of the customer. We are not responsible for damage or defects once the board has been used. Damage is defined as impact with any object or material, damage due to dropping, loading, unloading, or transport, alterations or modifications, repairs, natural disasters, fires, temperatures below 4.4 °C (40 °F), or above 43 °C (110 °F), any further use of a board once a claim has been reported, transport or storage of a board with a closed air valve, use of a board in the water with a loose or removed air valve, failure to clean and service air vent valve, storage of a board in extremely hot or humid conditions including a wet or damp board bag.

#### RETURNS AND EXCHANGES:

Jimmy Styks™ will exchange any new, unused product for company credit providing it is accompanied by an original sales receipt and all original packaging. This will not include any shipping charges or expenses. Product must be in new condition and will be subject to the inspection of staff.

---

The logo for Jimmy Styks.com features the brand name in a stylized, bubbly font with a thick black outline and a white-to-grey gradient fill. The ".com" part is in a smaller, simpler font.

QUESTIONS/COMMENTS:  
**1-800-370-0745**



[www.jimmystyks.com](http://www.jimmystyks.com)