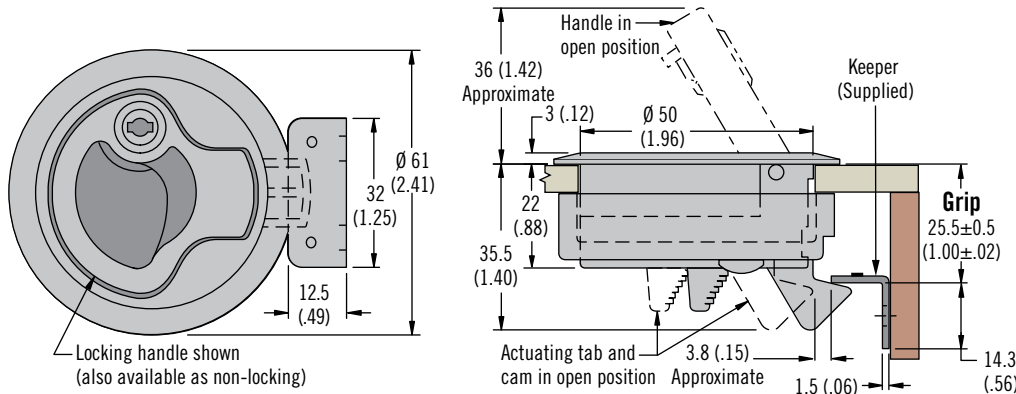


M1 Push-to-Close Latch

50mm (2") · Stainless steel · Plastic



- Single, round-hole installation
- Corrosion-resistant materials
- Inside actuation when locked or unlocked

Material and Finish

Stainless steel 316 grade, electropolished or PC/PBT blend, black, white or beige

Performance Details

Maximum working load:
 Stainless Steel: 835 N (187 lbf)
 PC/ABT blend 270 N (60 lbf)
 Operating temperature range:
 -18 °C (0 °F) to 60 °C (140 °F)

Flammability rating:
 UL94-HB (plastic version)

Installation Notes

Maximum tightening torque on mounting screws: 1.7 N·m (15 in·lbf)

Accessories

Keeper
 Part number: M1-519-4

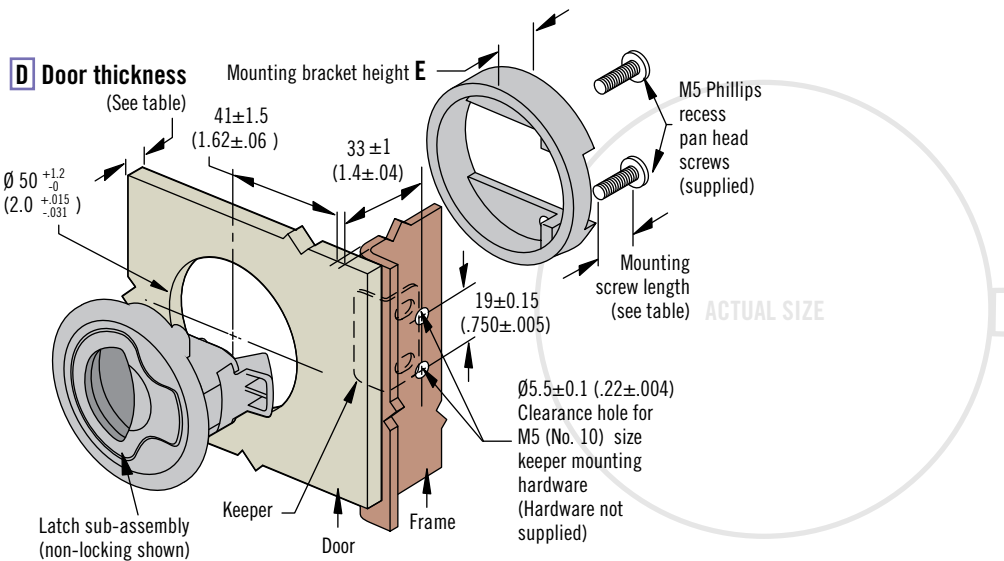

For lock style 4
 Key (pair)

Part number: M1-546

For lock style 7

Overmolded key S008 (pair)

Part number:
 M1-525-39-S008



D Door Thickness		Mounting Bracket Height E	Mounting Screw Length	Replacement Screw Part Number
Minimum	Maximum			
2 (.075)	7 (.275)	14 (.55)	16 (.63)	M1-0-27358-01
7 (.275)	12 (.475)	14 (.55)	20 (.81)	M1-0-27358-02
12 (.475)	17 (.675)	3.8 (.15)	16 (.63)	M1-0-27358-01
17 (.675)	22 (.875)	3.8 (.15)	20 (.81)	M1-0-27358-02

D Door thickness

- 2 - 7 (.075 - .275)
- 7 - 12 (.275 - .475)
- 12 - 17 (.475 - .675)
- 17 - 22 (.675 - .875)

F Finish

- 1 White Thermoplastic
- 7 Beige Thermoplastic
- 8 Stainless steel (omit for black)

L Lock style

- 4 Locking (2 keys supplied)
- 6 Non-locking
- 7 Key-locking keyed alike S008 (2 overmolded keys supplied) (Only available for stainless steel version)

M1 - L D - F

Part Number Selection

See page 102 for complimentary styled compression version